

# News Release



Date: 24 January 2007  
No. : 11/2007  
Time of release: 11.00 hrs

Cut-off date for data presented:  
15th January 2007

Theme:  
Industry and Services

Compiled by:  
Tourism Statistics Unit  
e-mail: [tourism.nso@gov.mt](mailto:tourism.nso@gov.mt)  
Tel: 25997329

The monthly calendar of NSO News Releases may be consulted on the Office's website at [www.nso.gov.mt](http://www.nso.gov.mt)

## Tourism

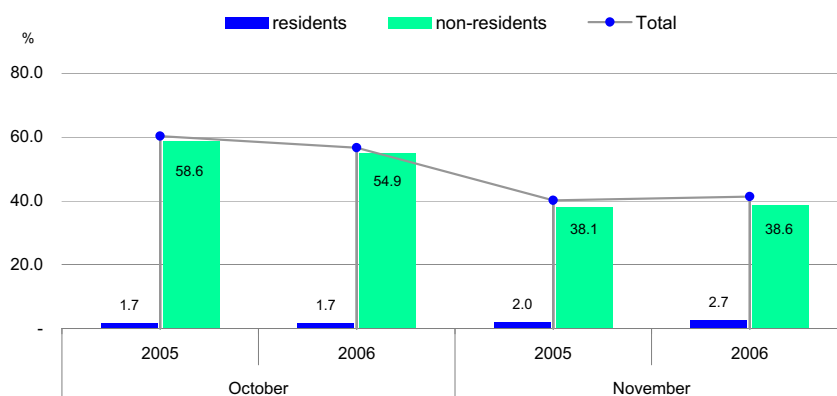
### Collective accommodation establishments: November 2006

In November 2006, bed-place occupancy in collective accommodation establishments went up by 1.2 percentage points when compared to the corresponding month a year earlier.

#### Occupancy trends

The overall occupancy rate in collective accommodation establishments (net use) went up by 1.2 percentage points in November 2006 when compared to November of the previous year, to stand at 41.3 per cent.

Chart 1. Net occupancy rates in collective accommodation establishments: October-November



#### Length of stay and nights spent

In November 2006, total nights spent in collective accommodation establishments were recorded at 449,461, a decrease of 0.5 per cent over the corresponding month in 2005. Year-on-year, the average length of stay in collective accommodation establishments decreased by 0.3 nights to stand at 6.6 nights.

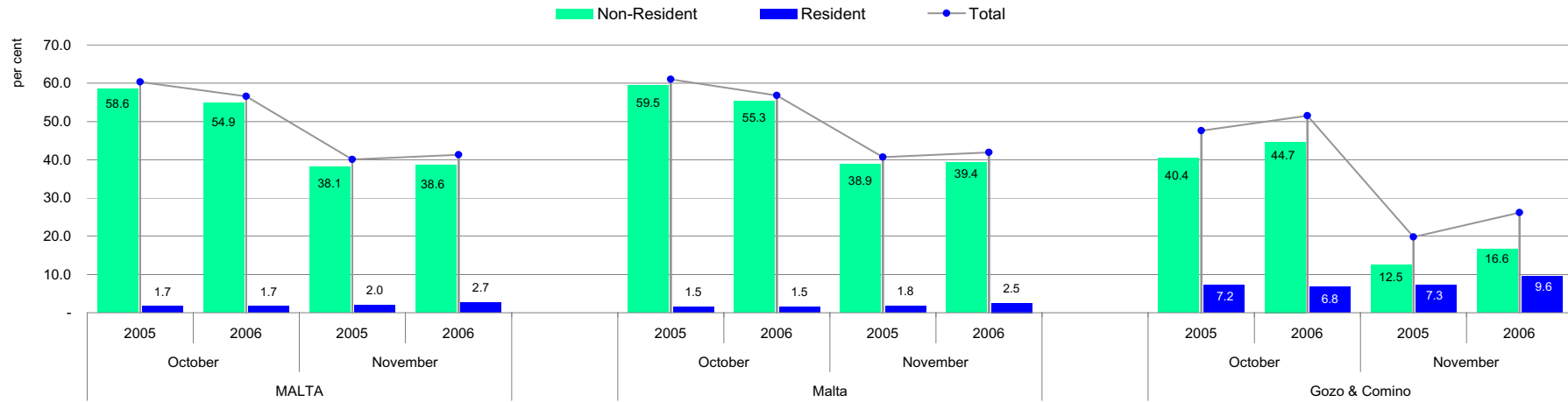
#### Regional overview

Accounting for 95.5 per cent of the national bed-stock, the overall supply of bed-places in the Malta region stood at 37,490 beds, a decrease of 2.0 per cent when compared to a year earlier. On an annual basis, the net use of bed-places in the Malta region went up by 1.2 percentage points to 41.9 per cent in November 2006. Year-on-year, the average length of stay decreased by 0.2 nights to stand at 6.8 nights.

In the Gozo and Comino region, the overall supply of bed-places stood at 1,775 beds, a decrease of 1.9 per cent over the comparable month in 2005. The net use of bed-places in November was at 26.2 per cent, an increase of 6.4 percentage points over the same month a year earlier, mainly attribute to higher guest nights. The average length of stay was at 2.9 nights, down by 0.3 nights when compared to November 2005 ■

National Statistics Office  
Library & Information Unit  
Lascaris, Valletta CMR 02, Malta  
Tel: (+356) 25997219  
Fax: (+356) 25997205  
e-mail: [nso@gov.mt](mailto:nso@gov.mt)  
<http://www.nso.gov.mt>

Chart 2. Net use of bed-places in collective accommodation establishments by residents and non-residents, at regional level\*



\*see NUTS classification on page 10

Table 1. Net use of bed-places by residents and non-residents classified by type of accommodation category - MALTA

	Non-residents				Residents				Total			
	October		November		October		November		October		November	
	2005	2006	2005	2006	2005	2006	2005	2006	2005	2006	2005	2006
<b>Total</b>	<b>58.6</b>	<b>54.9</b>	<b>38.1</b>	<b>38.6</b>	<b>1.7</b>	<b>1.7</b>	<b>2.0</b>	<b>2.7</b>	<b>60.3</b>	<b>56.6</b>	<b>40.1</b>	<b>41.3</b>
Hotel	61.4	57.0	39.8	40.5	1.9	1.9	2.1	2.5	63.3	58.9	41.9	43.0
5-Star	59.2	62.2	34.7	37.9	3.9	3.6	2.6	4.2	63.1	65.8	37.3	42.1
4-Star	69.0	63.1	47.5	50.2	2.1	2.2	3.0	3.2	71.1	65.3	50.5	53.4
3-Star	54.5	47.4	33.2	28.4	0.8	0.6	0.7	0.4	55.3	48.0	33.9	28.8
2-Star	31.2	31.3	17.4	15.4	0.4	0.6	1.0	1.8	31.6	31.9	18.4	17.2
Other collective accommodation <sup>(1)</sup>	45.5	44.2	29.1	29.2	0.8	0.8	1.2	3.9	46.3	45.0	30.3	33.1
Guesthouse	27.3	32.1	30.4	36.3	0.2	0.3	0.2	5.4	27.5	32.4	30.6	41.7
Holiday Complex <sup>(2)</sup>	47.5	44.8	27.6	26.4	1.0	0.9	1.3	4.0	48.5	45.7	28.9	30.4
Hostel	48.2	50.2	38.9	43.3	0.0	0.6	1.0	1.9	48.2	50.8	39.9	45.2

<sup>(1)</sup> Comprises: guesthouses, holiday complexes and hostels

<sup>(2)</sup> Aparthotels and Tourist Villages

**Table 2. Net use of bed-places by residents and non-residents classified by type of accommodation category - Malta**

	Non-residents				Residents				Total			
	October		November		October		November		October		November	
	2005	2006	2005	2006	2005	2006	2005	2006	2005	2006	2005	2006
<b>Total</b>	<b>59.5</b>	<b>55.3</b>	<b>38.9</b>	<b>39.4</b>	<b>1.5</b>	<b>1.5</b>	<b>1.8</b>	<b>2.5</b>	<b>61.0</b>	<b>56.8</b>	<b>40.7</b>	<b>41.9</b>
Hotel	62.4	57.6	40.9	41.5	1.6	1.6	1.9	2.2	64.0	59.2	42.8	43.7
5-Star	60.5	63.2	35.9	39.5	3.3	3.4	2.3	4.0	63.8	66.6	38.2	43.5
4-Star	70.6	63.8	48.9	51.5	1.7	1.9	2.8	2.9	72.3	65.7	51.7	54.4
3-Star	55.1	47.9	33.9	28.7	0.7	0.4	0.5	0.2	55.8	48.3	34.4	28.9
2-Star	31.2	31.3	17.4	15.4	0.4	0.6	1.0	1.8	31.6	31.9	18.4	17.2
Other collective accommodation <sup>(1)</sup>	46.2	44.5	29.3	29.5	0.8	0.8	1.2	3.9	47.0	45.3	30.5	33.4

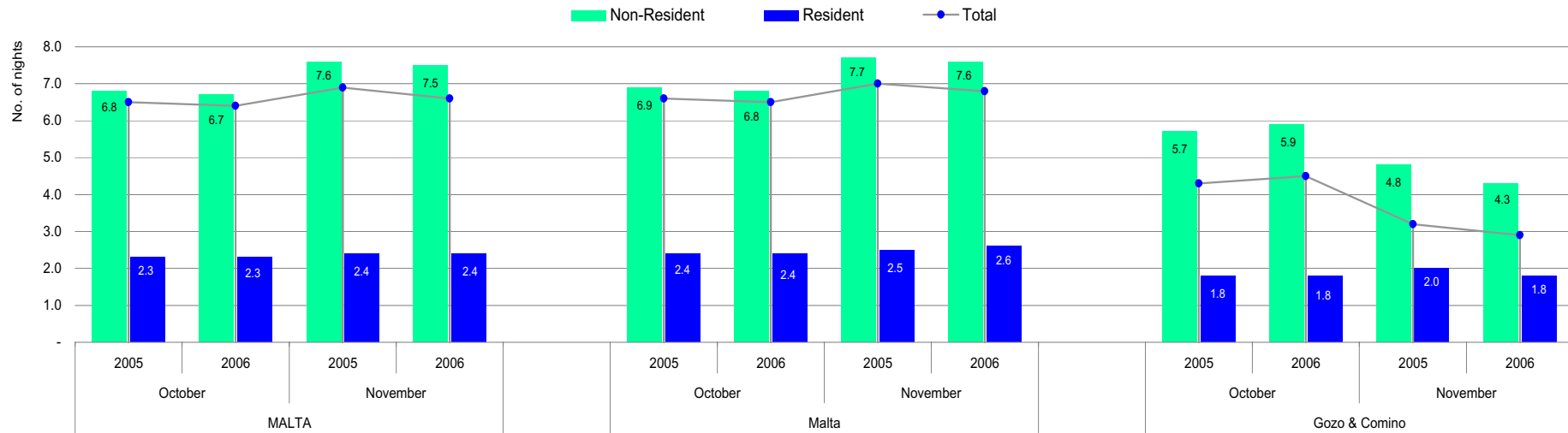
3

**Table 3. Net use of bed-places by residents and non-residents classified by type of accommodation category - Gozo & Comino**

	Non-residents				Residents				Total			
	October		November		October		November		October		November	
	2005	2006	2005	2006	2005	2006	2005	2006	2005	2006	2005	2006
<b>Total</b>	<b>40.4</b>	<b>44.7</b>	<b>12.5</b>	<b>16.6</b>	<b>7.2</b>	<b>6.8</b>	<b>7.3</b>	<b>9.6</b>	<b>47.6</b>	<b>51.5</b>	<b>19.8</b>	<b>26.2</b>
Hotel	42.4	46.0	12.9	17.0	7.7	6.9	7.6	10.0	50.1	52.9	20.5	27.0
5-Star	46.0	49.9	15.5	18.8	9.2	6.6	7.3	7.5	55.2	56.5	22.8	26.3
4-Star	44.6	50.1	13.0	17.2	7.2	7.5	7.5	10.7	51.8	57.6	20.5	27.9
3-Star	31.2	29.9	10.1	11.3	6.8	5.9	7.9	14.0	38.0	35.8	18.0	25.3
2-Star												
Other collective accommodation <sup>(1)</sup>	21.6	24.9	0.8	13.1	2.3	5.3	0.0	4.0	23.9	30.2	0.8	17.1

<sup>(1)</sup> Comprises: guesthouses, holiday complexes and hostels

Chart 3. Average length of stay in collective accommodation establishments by resident and non-resident arrivals, at regional level\*



\*see NUTS classification on page 10

4

Table 4. Resident arrivals classified by type of accommodation category, at regional level\*

	MALTA				Malta				Gozo & Comino			
	October		November		October		November		October		November	
	2005	2006	2005	2006	2005	2006	2005	2006	2005	2006	2005	2006
<b>Total</b>	<b>8,967</b>	<b>9,010</b>	<b>9,168</b>	<b>12,250</b>	<b>6,763</b>	<b>7,058</b>	<b>7,804</b>	<b>10,220</b>	<b>2,204</b>	<b>1,952</b>	<b>1,364</b>	<b>2,030</b>
Hotel	8,156	8,498	8,572	10,858	5,998	6,608	7,208	8,870	2,158	1,890	1,364	1,988
5-Star	2,621	2,567	1,983	2,844	1,995	2,166	1,663	2,439	626	401	320	405
4-Star	4,366	5,011	5,544	7,286	3,193	3,939	4,780	6,158	1,173	1,072	764	1,128
3-Star	1,112	879	953	646	753	462	673	191	359	417	280	455
2-Star	57	41	92	82	57	41	92	82				
Other collective accommodation <sup>(1)</sup>	811	512	596	1,392	765	450	596	1,350	46	62	0	42

<sup>(1)</sup> Comprises: guesthouses, holiday complexes and hostels

Table 5. Resident nights spent classified by type of accommodation category, at regional level\*

	MALTA				Malta				Gozo & Comino			
	October		November		October		November		October		November	
	2005	2006	2005	2006	2005	2006	2005	2006	2005	2006	2005	2006
<b>Total</b>	<b>20,563</b>	<b>20,471</b>	<b>22,079</b>	<b>29,782</b>	<b>16,520</b>	<b>16,911</b>	<b>19,341</b>	<b>26,066</b>	<b>4,043</b>	<b>3,560</b>	<b>2,738</b>	<b>3,716</b>
Hotel	18,811	18,769	19,934	22,755	14,900	15,380	17,196	19,165	3,911	3,389	2,738	3,590
5-Star	6,552	6,206	4,273	6,834	5,183	5,346	3,563	5,872	1,369	860	710	962
4-Star	9,271	10,566	13,247	14,334	7,381	8,616	11,970	12,411	1,890	1,950	1,277	1,923
3-Star	2,895	1,860	2,213	1,224	2,243	1,281	1,462	519	652	579	751	705
2-Star	93	137	201	363	93	137	201	363				
Other collective accommodation <sup>(1)</sup>	1,752	1,702	2,145	7,027	1,620	1,531	2,145	6,901	132	171	0	126

Table 6. Non-resident arrivals classified by type of collective accommodation, at regional level\*

	MALTA				Malta				Gozo & Comino			
	October		November		October		November		October		November	
	2005	2006	2005	2006	2005	2006	2005	2006	2005	2006	2005	2006
<b>Total</b>	<b>102,747</b>	<b>98,893</b>	<b>56,325</b>	<b>56,094</b>	<b>98,754</b>	<b>94,916</b>	<b>55,342</b>	<b>54,600</b>	<b>3,993</b>	<b>3,977</b>	<b>983</b>	<b>1,494</b>
Hotel	90,794	89,174	50,988	51,667	87,079	85,335	50,009	50,277	3,715	3,839	979	1,390
5-Star	20,250	22,949	11,850	12,807	19,060	21,692	11,484	12,342	1,190	1,257	366	465
4-Star	44,897	42,666	26,100	28,142	42,852	40,689	25,693	27,432	2,045	1,977	407	710
3-Star	23,893	21,836	12,119	10,061	23,413	21,231	11,913	9,846	480	605	206	215
2-Star	1,754	1,723	919	657	1,754	1,723	919	657				
Other collective accommodation <sup>(1)</sup>	11,953	9,719	5,337	4,427	11,675	9,581	5,333	4,323	278	138	4	104

Table 7. Non-resident nights spent classified by type of collective accommodation, at regional level\*

	MALTA				Malta				Gozo & Comino			
	October		November		October		November		October		November	
	2005	2006	2005	2006	2005	2006	2005	2006	2005	2006	2005	2006
<b>Total</b>	<b>700,532</b>	<b>666,448</b>	<b>429,573</b>	<b>419,679</b>	<b>677,741</b>	<b>643,176</b>	<b>424,890</b>	<b>413,207</b>	<b>22,791</b>	<b>23,272</b>	<b>4,683</b>	<b>6,472</b>
Hotel	605,456	577,564	375,898	367,218	583,889	555,102	371,225	361,154	21,567	22,462	4,673	6,064
5-Star	100,712	106,748	55,983	61,100	93,856	100,263	54,485	58,696	6,856	6,485	1,498	2,404
4-Star	311,002	304,446	210,506	223,367	299,285	291,396	208,291	220,276	11,717	13,050	2,215	3,091
3-Star	186,665	159,641	105,925	79,721	183,671	156,714	104,965	79,152	2,994	2,927	960	569
2-Star	7,077	6,729	3,484	3,030	7,077	6,729	3,484	3,030				
Other collective accommodation <sup>(1)</sup>	95,076	88,884	53,675	52,461	93,852	88,074	53,665	52,053	1,224	810	10	408

\*see NUTS classification on page 10

<sup>(1)</sup> Comprises: guesthouses, holiday complexes and hostels

Table 8. Total arrivals classified by type of collective accommodation, at regional level\*

	MALTA				Malta				Gozo & Comino			
	October		November		October		November		October		November	
	2005	2006	2005	2006	2005	2006	2005	2006	2005	2006	2005	2006
<b>Total</b>	<b>111,714</b>	<b>107,903</b>	<b>65,493</b>	<b>68,344</b>	<b>105,517</b>	<b>101,974</b>	<b>63,146</b>	<b>64,820</b>	<b>6,197</b>	<b>5,929</b>	<b>2,347</b>	<b>3,524</b>
Hotel	98,950	97,672	59,560	62,525	93,077	91,943	57,217	59,147	5,873	5,729	2,343	3,378
5-Star	22,871	25,516	13,833	15,651	21,055	23,858	13,147	14,781	1,816	1,658	686	870
4-Star	49,263	47,677	31,644	35,428	46,045	44,628	30,473	33,590	3,218	3,049	1,171	1,838
3-Star	25,005	22,715	13,072	10,707	24,166	21,693	12,586	10,037	839	1,022	486	670
2-Star	1,811	1,764	1,011	739	1,811	1,764	1,011	739				
Other collective accommodation <sup>(1)</sup>	12,764	10,231	5,933	5,819	12,440	10,031	5,929	5,673	324	200	4	146

Table 9. Total nights spent classified by type of collective accommodation, at regional level\*

	MALTA				Malta				Gozo & Comino			
	October		November		October		November		October		November	
	2005	2006	2005	2006	2005	2006	2005	2006	2005	2006	2005	2006
<b>Total</b>	<b>721,095</b>	<b>686,919</b>	<b>451,652</b>	<b>449,461</b>	<b>694,261</b>	<b>660,087</b>	<b>444,231</b>	<b>439,273</b>	<b>26,834</b>	<b>26,832</b>	<b>7,421</b>	<b>10,188</b>
Hotel	624,267	596,333	395,832	389,973	598,789	570,482	388,421	380,319	25,478	25,851	7,411	9,654
5-Star	107,264	112,954	60,256	67,934	99,039	105,609	58,048	64,568	8,225	7,345	2,208	3,366
4-Star	320,273	315,012	223,753	237,701	306,666	300,012	220,261	232,687	13,607	15,000	3,492	5,014
3-Star	189,560	161,501	108,138	80,945	185,914	157,995	106,427	79,671	3,646	3,506	1,711	1,274
2-Star	7,170	6,866	3,685	3,393	7,170	6,866	3,685	3,393				
Other collective accommodation <sup>(1)</sup>	96,828	90,586	55,820	59,488	95,472	89,605	55,810	58,954	1,356	981	10	534

\*see NUTS classification on page 10

<sup>(1)</sup> Comprises: guesthouses, holiday complexes and hostels

Table 10. Number of bedrooms and bed-places by hotel category and other type of accommodation for active and dormant accommodation establishments

REGIONAL LEVEL*	COLLECTIVE ACCOMODATION ESTABLISHMENTS	October 2005			October 2006			November 2005			November 2006		
		No. of establishments	No. of bedrooms	No. of bed-places	No. of establishments	No. of bedrooms	No. of bed-places	No. of establishments	No. of bedrooms	No. of bed-places	No. of establishments	No. of bedrooms	No. of bed-places
<b>MALTA</b>	<b>Total</b>	<b>184</b>	<b>18,948</b>	<b>39,589</b>	<b>179</b>	<b>18,854</b>	<b>39,762</b>	<b>183</b>	<b>19,067</b>	<b>40,073</b>	<b>179</b>	<b>18,733</b>	<b>39,265</b>
	Hotel	116	15,956	32,618	115	15,999	32,959	117	16,168	33,180	115	15,895	32,568
	5-Star	14	2,849	5,484	13	2,823	5,539	14	2,845	5,534	13	2,808	5,380
	4-Star	41	7,397	15,152	43	7,548	15,575	42	7,624	15,676	43	7,511	15,527
	3-Star	49	5,333	11,202	48	5,281	11,101	49	5,322	11,188	48	5,214	10,916
	2-Star	12	377	780	11	347	744	12	377	782	11	362	745
	Aparthotel	29	1,953	4,822	29	1,889	4,777	29	1,896	4,779	29	1,847	4,640
	Tourist Village	1	300	600	1	300	600	1	300	600	1	300	600
	Guesthouse	32	394	867	28	321	742	30	358	830	28	343	773
	Hostel	6	345	682	6	345	684	6	345	684	6	348	684
<b>Malta</b>	<b>Total</b>	<b>164</b>	<b>18,037</b>	<b>37,747</b>	<b>161</b>	<b>17,987</b>	<b>38,009</b>	<b>164</b>	<b>18,180</b>	<b>38,263</b>	<b>161</b>	<b>17,853</b>	<b>37,490</b>
	Hotel	104	15,147	30,979	104	15,227	31,384	105	15,368	31,543	104	15,119	30,985
	5-Star	11	2,618	5,003	11	2,622	5,120	11	2,618	5,061	11	2,603	4,953
	4-Star	36	6,987	14,304	38	7,139	14,735	37	7,213	14,828	38	7,102	14,687
	3-Star	45	5,165	10,892	44	5,119	10,785	45	5,160	10,872	44	5,052	10,600
	2-Star	12	377	780	11	347	744	12	377	782	11	362	745
	Aparthotel	28	1,923	4,766	28	1,851	4,717	28	1,866	4,723	28	1,809	4,580
	Tourist Village	1	300	600	1	300	600	1	300	600	1	300	600
	Guesthouse	26	326	726	23	268	632	25	305	721	23	281	649
	Hostel	5	341	676	5	341	676	5	341	676	5	344	676
<b>Gozo &amp; Comino</b>	<b>Total</b>	<b>20</b>	<b>911</b>	<b>1,842</b>	<b>18</b>	<b>867</b>	<b>1,753</b>	<b>19</b>	<b>887</b>	<b>1,810</b>	<b>18</b>	<b>880</b>	<b>1,775</b>
	Hotel	12	809	1,639	11	772	1,575	12	800	1,637	11	776	1,583
	5-Star	3	231	481	2	201	419	3	227	473	2	205	427
	4-Star	5	410	848	5	409	840	5	411	848	5	409	840
	3-Star	4	168	310	4	162	316	4	162	316	4	162	316
	2-Star	0	0	0	0	0	0	0	0	0	0	0	0
	Aparthotel	1	30	56	1	38	60	1	30	56	1	38	60
	Tourist Village	0	0	0	0	0	0	0	0	0	0	0	0
	Guesthouse	6	68	141	5	53	110	5	53	109	5	62	124
	Hostel	1	4	6	1	4	8	1	4	8	1	4	8

\*see NUTS classification on page 10

## Methodological notes

### Survey on collective accommodation establishments

1. In this release the figures for October 2006 should be considered as second estimate while those relating to November 2006 are a first estimate - thus subject to minor revisions in the following release.
2. The survey is distributed monthly to all collective accommodation establishments namely hotels, apart-hotels, guesthouses, tourist villages and hostels.
3. The objective of the survey is to estimate the utilization rate of bed-places of all collective accommodation establishments in Malta and Gozo as occupied by residents, giving an indication of domestic tourism, and non-residents. The variables collected from the survey are as follows:
  - Number of residents
  - Number of non-residents
  - Nights spent by residents
  - Nights spent by non-residents
  - Number of bedrooms
  - Number of bed-places
  - Number of days the establishment was closed during the month

The collection of the above variables and the calculation of occupancy levels satisfy sections A and B of EU directive 95/57/EC.

4. These statistics should be considered as current and subject to revision. A last and final revision is normally carried out after the lapse of one year from the reference month.
5. Definitions
  - *Residents* are Maltese/Gozitan residents who check in (out) of a collective accommodation establishment. A person is considered to be resident in a country if the person:
    - (a) has lived for most of the past year or 12 months in that country;
    - (b) has lived in that country for a shorter period and intends to return within 12 months to live in that country.
  - *Non-residents* are foreigners who do not necessarily follow the definition of a tourist and check in (out) of a collective accommodation establishment.
  - *Domestic tourism* is the tourism of resident visitors within the economic territory of the country of residence.
  - *Total arrivals* are the number of residents and non-residents altogether.
  - *A night spent by residents / non-residents* is each night a guest actually spends (sleeps or stays) or is registered (his/her physical presence there being unnecessary) in a collective accommodation establishment.
  - *A bedroom* is the unit formed by one room or groups of rooms constituting an indivisible rental whole in an accommodation establishment or dwelling.
  - *A bed-place* in an establishment is determined by the number of persons who can stay overnight in the bed set up in the establishment, ignoring any extra beds that may be set up by customer request.
  - *Net use of bed-places* is the net occupancy rate calculated for all active accommodation establishments net of seasonal closures and other temporary closures for decoration, police order, etc.
  - *Gross use of bed-places* is the gross occupancy rate calculated for all active and dormant collective accommodation establishments.

### Response Rate

October	92.4%
November	94.8%

## NUTS classification

The Nomenclature of Territorial Units for Statistics (NUTS) is a common classification that is used to provide a single uniform breakdown of territorial units for the production of regional statistics with regard to the European Union. It was adopted on 26 May 2003 by means of a Regulation<sup>1</sup> of the European Parliament and of the Council.

<sup>1</sup> (EC) No. 1059/2003

NUTS levels					
Administrative area	I (National)	II (National)	III (Regional)	IV (District)	V (Locality)
<b>MALTA</b>	x	x	x	x	x
Malta			x		
Gozo & Comino			x		
Southern Harbour				x	
Northern Harbour				x	
South Eastern				x	
Western				x	
Northern				x	
Gozo & Comino				x	

### COMPOSITION OF DISTRICTS - NUTS level V

**Southern Harbour:** Valletta, Birgu, Isla, Bormla, Żabbar, Fgura, Floriana, Kalkara, Luqa, Marsa Paola, Santa Luċija, Tarxien, Xgħajra.

**Northern Harbour:** Qormi, B'Kara, Gżira, Hamrun, Msida, Pembroke, Pieta, San Ġiljan, San Ġwann, Santa Venera, Sliema, Swieqi, Ta' Xbiex.

**South Eastern:** Żejtun, B'Bugia, Gudja, Għaxaq, Kirkop, M'Scala, M'Xlokk, Mqabba, Qrendi, Safi, Żurrieq.

**Western:** Mdina, Żebbuġ, Siġġiewi, Attard, Balzan, Dingli, Iklin, Lija, Rabat, Mtarfa.

**Northern:** Għargħur, Mellieħa, Mġarr, Mosta, Naxxar, San Pawl il-Baħar.

**Gozo and Comino:** Rabat, Fontana, G'Sielem & Comino, Għarb, Għasri, Kerċem, Munxar, Nadur, Qala, San Lawrenz, Sannat, Xagħra, Xewkija, Żebbuġ.