

# News Release



Date: 26 October 2006  
No. : 239/2006  
Time of release: 11.00 hrs

Cut-off date for data presented:  
17th October 2006

Theme:  
Industry and Services

Compiled by:  
Tourism Statistics Unit  
e-mail: [tourism.nso@gov.mt](mailto:tourism.nso@gov.mt)  
Tel: 25997329

The monthly calendar of NSO News Releases may be consulted on the Office's website at [www.nso.gov.mt](http://www.nso.gov.mt)

## Tourism

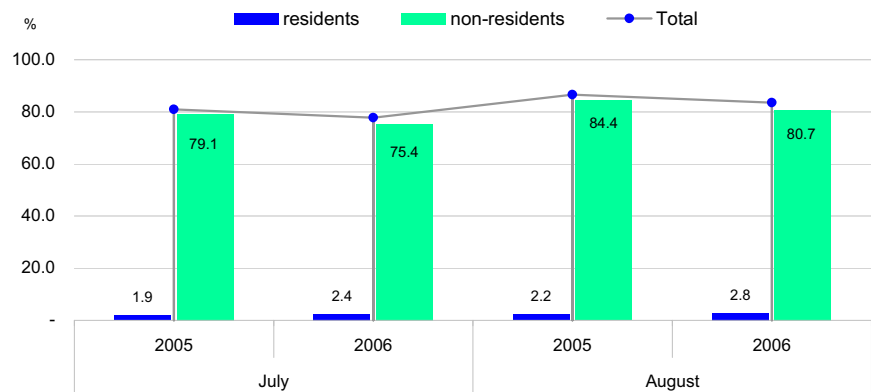
### Collective accommodation establishments: August 2006

In August 2006, bed-place occupancy in collective accommodation establishments went down by 3.1 percentage points compared to the corresponding month last year.

#### Occupancy trends

The overall occupancy rate in collective accommodation establishments (net use) went down by 3.1 percentage points in August 2006 when compared to August last year to stand at 83.5 per cent.

Chart 1. Net occupancy rates in collective accommodation establishments: July-August



#### Length of stay and nights spent

In August 2006, total nights spent in collective accommodation establishments were recorded at 1,018,695, a decrease of 0.1 per cent over the corresponding month in 2005. The average length of stay in collective accommodation establishments decreased by 0.1 nights in August to 7.1 nights.

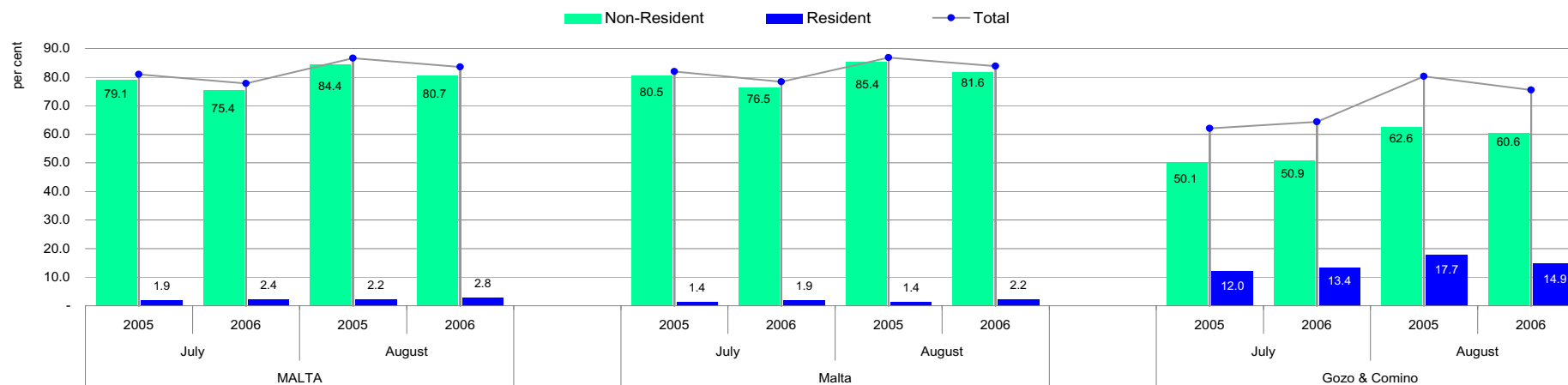
#### Regional overview

Accounting for 95.6 per cent of the national bed-stock, the overall supply of bed-places in the Malta region stood at 38,053 beds, an increase of 4.8 per cent when compared to a year earlier. The net use of bed-places in the Malta region went down by 3.0 percentage points to 83.8 per cent in August 2006 compared to the same month of last year, while the average length of stay went down by 0.1 nights to 7.2 nights.

In the Gozo and Comino region, the overall supply of bed-places stood at 1,770 beds, an increase of 2.3 per cent over the comparable month last year. The net use of bed-places in August was at 75.5 per cent, a decrease of 4.8 percentage points over the same month last year. The average length of stay was at 4.5 nights, down by 0.4 nights when compared to August 2005 ■

National Statistics Office  
Library & Information Unit  
Lascaris, Valletta CMR 02, Malta  
Tel: (+356) 25997219  
Fax: (+356) 25997205  
e-mail: [nso@gov.mt](mailto:nso@gov.mt)  
<http://www.nso.gov.mt>

Chart 2. Net use of bed-places in collective accommodation establishments by residents and non-residents, at regional level\*



\*see NUTS classification on page 10

Table 1. Net use of bed-places by residents and non-residents classified by type of accommodation category - MALTA

	Non-residents				Residents				Total			
	July		August		July		August		July		August	
	2005	2006	2005	2006	2005	2006	2005	2006	2005	2006	2005	2006
<b>Total</b>	<b>79.1</b>	<b>75.4</b>	<b>84.4</b>	<b>80.7</b>	<b>1.9</b>	<b>2.4</b>	<b>2.2</b>	<b>2.8</b>	<b>81.0</b>	<b>77.8</b>	<b>86.6</b>	<b>83.5</b>
Hotel	81.6	77.0	87.7	82.9	2.0	2.6	2.2	2.9	83.6	79.6	89.9	85.8
5-Star	72.2	63.5	86.3	88.9	4.2	6.5	4.0	8.2	76.4	70.0	90.3	97.1
4-Star	87.5	81.6	91.6	87.0	2.4	2.4	2.4	2.6	89.9	84.0	94.0	89.6
3-Star	81.2	80.6	86.6	77.1	0.7	1.0	1.2	0.8	81.9	81.6	87.8	77.9
2-Star	31.7	29.7	35.0	38.2	1.6	1.3	1.7	1.1	33.3	31.0	36.7	39.3
Other collective accommodation <sup>(1)</sup>	67.4	67.6	69.3	69.9	1.3	1.3	2.0	2.1	68.7	68.9	71.3	72.0
Guesthouse	24.4	35.5	40.3	42.6	0.3	1.6	14.3	2.2	24.7	37.1	54.6	44.8
Holiday Complex <sup>(2)</sup>	71.9	71.0	73.9	75.0	1.6	1.5	0.7	2.3	73.5	72.5	74.6	77.3
Hostel	72.5	76.3	61.2	60.4	0.0	0.0	0.6	0.3	72.5	76.3	61.8	60.7

<sup>(1)</sup> Comprises: guesthouses, holiday complexes and hostels

<sup>(2)</sup> Aparthotels and Tourist Villages

**Table 2. Net use of bed-places by residents and non-residents classified by type of accommodation category - Malta**

	Non-residents				Residents				Total			
	July		August		July		August		July		August	
	2005	2006	2005	2006	2005	2006	2005	2006	2005	2006	2005	2006
<b>Total</b>	<b>80.5</b>	<b>76.5</b>	<b>85.4</b>	<b>81.6</b>	<b>1.4</b>	<b>1.9</b>	<b>1.4</b>	<b>2.2</b>	<b>81.9</b>	<b>78.4</b>	<b>86.8</b>	<b>83.8</b>
Hotel	83.0	78.1	88.7	83.9	1.5	2.0	1.5	2.2	84.5	80.1	90.2	86.1
5-Star	73.1	64.2	87.7	90.5	3.3	5.9	2.9	7.5	76.4	70.1	90.6	98.0
4-Star	89.8	83.0	92.9	88.2	1.7	1.7	1.7	2.0	91.5	84.7	94.6	90.2
3-Star	81.8	81.7	87.6	78.0	0.4	0.6	0.7	0.3	82.2	82.3	88.3	78.3
2-Star	31.7	29.7	35.0	38.2	1.6	1.3	1.7	1.1	33.3	31.0	36.7	39.3
Other collective accommodation <sup>(1)</sup>	68.7	68.6	70.4	70.8	1.2	1.1	1.2	1.9	69.9	69.7	71.6	72.7

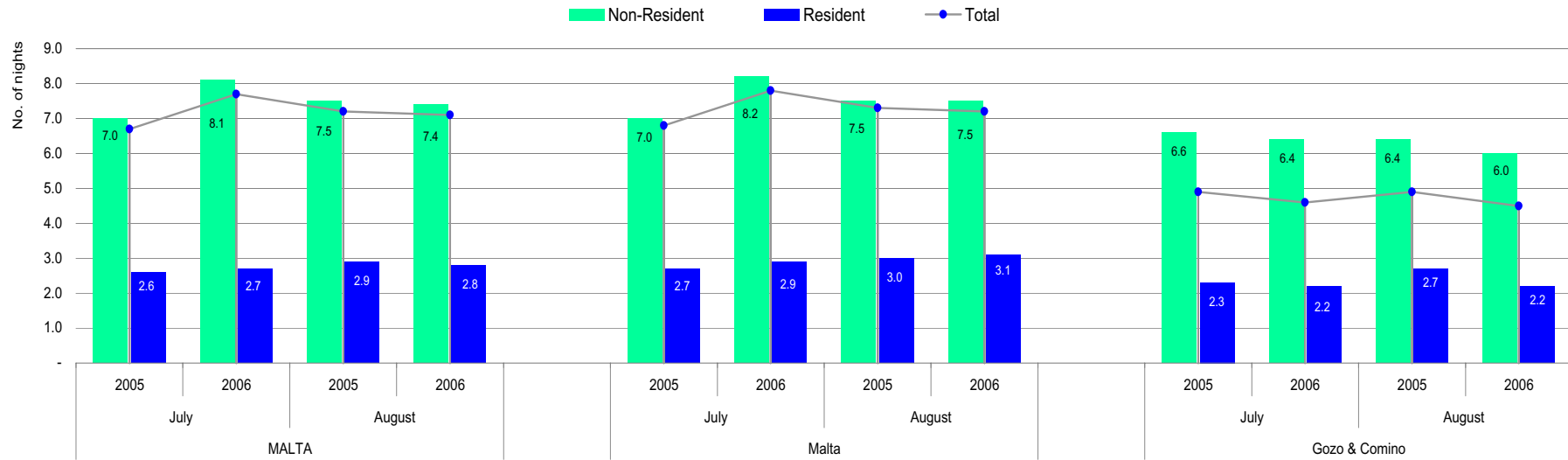
3

**Table 3. Net use of bed-places by residents and non-residents classified by type of accommodation category - Gozo & Comino**

	Non-residents				Residents				Total			
	July		August		July		August		July		August	
	2005	2006	2005	2006	2005	2006	2005	2006	2005	2006	2005	2006
<b>Total</b>	<b>50.1</b>	<b>50.9</b>	<b>62.6</b>	<b>60.6</b>	<b>12.0</b>	<b>13.4</b>	<b>17.7</b>	<b>14.9</b>	<b>62.1</b>	<b>64.3</b>	<b>80.3</b>	<b>75.5</b>
Hotel	53.7	53.3	66.4	63.5	13.2	14.0	16.1	15.5	66.9	67.3	82.5	79.0
5-Star	58.2	54.7	68.3	70.7	17.2	14.3	19.1	16.5	75.4	69.0	87.4	87.2
4-Star	48.3	56.3	70.2	65.5	13.8	14.1	14.9	14.3	62.1	70.4	85.1	79.8
3-Star	62.9	43.4	55.3	48.7	8.6	13.5	16.4	17.4	71.5	56.9	71.7	66.1
2-Star												
Other collective accommodation <sup>(1)</sup>	25.8	31.4	35.7	37.3	3.6	8.6	28.6	9.8	29.4	40.0	64.3	47.1

<sup>(1)</sup> Comprises: guesthouses, holiday complexes and hostels

Chart 3. Average length of stay in collective accommodation establishments by resident and non-resident arrivals, at regional level\*



\*see NUTS classification on page 10

Table 4. Resident arrivals classified by type of accommodation category, at regional level\*

	MALTA				Malta				Gozo & Comino			
	July		August		July		August		July		August	
	2005	2006	2005	2006	2005	2006	2005	2006	2005	2006	2005	2006
<b>Total</b>	<b>8,534</b>	<b>11,055</b>	<b>8,823</b>	<b>11,890</b>	<b>5,816</b>	<b>7,758</b>	<b>5,372</b>	<b>8,254</b>	<b>2,718</b>	<b>3,297</b>	<b>3,451</b>	<b>3,636</b>
Hotel	8,111	10,400	7,671	10,384	5,469	7,317	4,692	7,028	2,642	3,083	2,979	3,356
5-Star	2,388	4,084	2,016	4,085	1,821	3,437	1,399	3,426	567	647	617	659
4-Star	4,975	5,225	4,311	5,068	3,293	3,479	2,646	3,269	1,682	1,746	1,665	1,799
3-Star	616	1,000	1,176	1,107	223	310	479	209	393	690	697	898
2-Star	132	91	168	124	132	91	168	124				
Other collective accommodation <sup>(1)</sup>	423	655	1,152	1,506	347	441	680	1,226	76	214	472	280

<sup>(1)</sup> Comprises: guesthouses, holiday complexes and hostels

Table 5. Resident nights spent classified by type of accommodation category, at regional level\*

	MALTA				Malta				Gozo & Comino			
	July		August		July		August		July		August	
	2005	2006	2005	2006	2005	2006	2005	2006	2005	2006	2005	2006
<b>Total</b>	<b>22,182</b>	<b>29,785</b>	<b>25,654</b>	<b>33,635</b>	<b>15,937</b>	<b>22,458</b>	<b>16,177</b>	<b>25,474</b>	<b>6,245</b>	<b>7,327</b>	<b>9,477</b>	<b>8,161</b>
Hotel	19,486	26,988	21,393	29,229	13,482	20,178	13,840	21,662	6,004	6,810	7,553	7,567
5-Star	5,951	11,678	5,745	13,664	4,428	9,850	3,834	11,519	1,523	1,828	1,911	2,145
4-Star	10,892	11,478	11,064	12,677	7,321	7,819	7,159	8,955	3,571	3,659	3,905	3,722
3-Star	2,275	3,533	4,190	2,635	1,365	2,210	2,453	935	910	1,323	1,737	1,700
2-Star	368	299	394	253	368	299	394	253				
Other collective accommodation <sup>(1)</sup>	2,696	2,797	4,261	4,406	2,455	2,280	2,337	3,812	241	517	1,924	594

Table 6. Non-resident arrivals classified by type of collective accommodation, at regional level\*

	MALTA				Malta				Gozo & Comino			
	July		August		July		August		July		August	
	2005	2006	2005	2006	2005	2006	2005	2006	2005	2006	2005	2006
<b>Total</b>	<b>133,068</b>	<b>115,427</b>	<b>133,226</b>	<b>132,544</b>	<b>129,126</b>	<b>111,099</b>	<b>127,945</b>	<b>127,039</b>	<b>3,942</b>	<b>4,328</b>	<b>5,281</b>	<b>5,505</b>
Hotel	117,339	99,963	117,482	116,753	113,804	96,021	112,857	111,759	3,535	3,942	4,625	4,994
5-Star	24,676	17,823	15,200	21,021	23,878	16,739	14,195	19,704	798	1,084	1,005	1,317
4-Star	50,929	49,254	59,753	63,990	49,153	47,152	57,105	61,225	1,776	2,102	2,648	2,765
3-Star	40,059	31,600	40,416	29,866	39,098	30,844	39,444	28,954	961	756	972	912
2-Star	1,675	1,286	2,113	1,876	1,675	1,286	2,113	1,876				
Other collective accommodation <sup>(1)</sup>	15,729	15,464	15,744	15,791	15,322	15,078	15,088	15,280	407	386	656	511

Table 7. Non-resident nights spent classified by type of collective accommodation, at regional level\*

	MALTA				Malta				Gozo & Comino			
	July		August		July		August		July		August	
	2005	2006	2005	2006	2005	2006	2005	2006	2005	2006	2005	2006
<b>Total</b>	<b>931,140</b>	<b>937,819</b>	<b>993,970</b>	<b>985,060</b>	<b>905,064</b>	<b>910,028</b>	<b>960,410</b>	<b>951,790</b>	<b>26,076</b>	<b>27,791</b>	<b>33,560</b>	<b>33,270</b>
Hotel	790,929	796,326	849,601	839,745	766,591	770,414	818,445	808,729	24,338	25,912	31,156	31,016
5-Star	103,296	113,663	124,463	147,479	98,150	106,655	117,628	138,298	5,146	7,008	6,835	9,181
4-Star	397,367	393,084	417,028	419,890	384,839	378,427	398,566	402,830	12,528	14,657	18,462	17,060
3-Star	283,089	282,829	300,017	263,603	276,425	278,582	294,158	258,828	6,664	4,247	5,859	4,775
2-Star	7,177	6,750	8,093	8,773	7,177	6,750	8,093	8,773				
Other collective accommodation <sup>(1)</sup>	140,211	141,493	144,369	145,315	138,473	139,614	141,965	143,061	1,738	1,879	2,404	2,254

\*see NUTS classification on page 10

<sup>(1)</sup> Comprises: guesthouses, holiday complexes and hostels

Table 8. Total arrivals classified by type of collective accommodation, at regional level\*

	MALTA				Malta				Gozo & Comino			
	July		August		July		August		July		August	
	2005	2006	2005	2006	2005	2006	2005	2006	2005	2006	2005	2006
<b>Total</b>	<b>141,602</b>	<b>126,482</b>	<b>142,049</b>	<b>144,434</b>	<b>134,942</b>	<b>118,857</b>	<b>133,317</b>	<b>135,293</b>	<b>6,660</b>	<b>7,625</b>	<b>8,732</b>	<b>9,141</b>
Hotel	125,450	110,363	125,153	127,137	119,273	103,338	117,549	118,787	6,177	7,025	7,604	8,350
5-Star	27,064	21,907	17,216	25,106	25,699	20,176	15,594	23,130	1,365	1,731	1,622	1,976
4-Star	55,904	54,479	64,064	69,058	52,446	50,631	59,751	64,494	3,458	3,848	4,313	4,564
3-Star	40,675	32,600	41,592	30,973	39,321	31,154	39,923	29,163	1,354	1,446	1,669	1,810
2-Star	1,807	1,377	2,281	2,000	1,807	1,377	2,281	2,000				
Other collective accommodation <sup>(1)</sup>	16,152	16,119	16,896	17,297	15,669	15,519	15,768	16,506	483	600	1,128	791

Table 9. Total nights spent classified by type of collective accommodation, at regional level\*

	MALTA				Malta				Gozo & Comino			
	July		August		July		August		July		August	
	2005	2006	2005	2006	2005	2006	2005	2006	2005	2006	2005	2006
<b>Total</b>	<b>953,322</b>	<b>967,604</b>	<b>1,019,624</b>	<b>1,018,695</b>	<b>921,001</b>	<b>932,486</b>	<b>976,587</b>	<b>977,264</b>	<b>32,321</b>	<b>35,118</b>	<b>43,037</b>	<b>41,431</b>
Hotel	810,415	823,314	870,994	868,974	780,073	790,592	832,285	830,391	30,342	32,722	38,709	38,583
5-Star	109,247	125,341	130,208	161,143	102,578	116,505	121,462	149,817	6,669	8,836	8,746	11,326
4-Star	408,259	404,562	428,092	432,567	392,160	386,246	405,725	411,785	16,099	18,316	22,367	20,782
3-Star	285,364	286,362	304,207	266,238	277,790	280,792	296,611	259,763	7,574	5,570	7,596	6,475
2-Star	7,545	7,049	8,487	9,026	7,545	7,049	8,487	9,026				
Other collective accommodation <sup>(1)</sup>	142,907	144,290	148,630	149,721	140,928	141,894	144,302	146,873	1,979	2,396	4,328	2,848

\*see NUTS classification on page 10

<sup>(1)</sup> Comprises: guesthouses, holiday complexes and hostels

Table 10. Number of bedrooms and bed-places by hotel category and other type of accommodation for active and dormant accommodation establishments

REGIONAL LEVEL*	COLLECTIVE ACCOMODATION ESTABLISHMENTS	July 2005			July 2006			August 2005			August 2006		
		No. of establishments	No. of bedrooms	No. of bed-places	No. of establishments	No. of bedrooms	No. of bed-places	No. of establishments	No. of bedrooms	No. of bed-places	No. of establishments	No. of bedrooms	No. of bed-places
MALTA	<b>Total</b>	<b>179</b>	<b>18,260</b>	<b>38,016</b>	<b>179</b>	<b>18,878</b>	<b>40,202</b>	<b>178</b>	<b>18,197</b>	<b>38,053</b>	<b>179</b>	<b>18,966</b>	<b>39,823</b>
	Hotel	114	15,309	31,249	115	16,022	33,448	112	15,229	31,266	115	16,088	33,114
	5-Star	12	2,415	4,614	13	2,850	5,775	12	2,434	4,652	13	2,909	5,711
	4-Star	41	7,184	14,656	43	7,534	15,541	41	7,128	14,692	43	7,534	15,566
	3-Star	50	5,360	11,249	48	5,283	11,398	48	5,308	11,177	48	5,285	11,096
	2-Star	11	350	730	11	355	734	11	359	745	11	360	741
	Aparthotel	29	1,966	4,774	29	1,879	4,715	29	1,966	4,774	29	1,890	4,677
	Tourist Village	1	300	600	1	300	600	1	300	600	1	300	600
	Guesthouse	29	337	699	28	332	755	30	354	719	28	343	748
Hostel	6	348	694	6	345	684	6	348	694	6	345	684	
Malta	<b>Total</b>	<b>160</b>	<b>17,437</b>	<b>36,336</b>	<b>161</b>	<b>18,005</b>	<b>38,440</b>	<b>159</b>	<b>17,355</b>	<b>36,323</b>	<b>161</b>	<b>18,090</b>	<b>38,053</b>
	Hotel	103	14,597	29,786	104	15,253	31,879	101	14,498	29,753	104	15,316	31,539
	5-Star	10	2,281	4,329	11	2,652	5,362	10	2,281	4,329	11	2,708	5,292
	4-Star	36	6,773	13,820	38	7,125	14,701	36	6,717	13,844	38	7,125	14,726
	3-Star	46	5,193	10,907	44	5,121	11,082	44	5,141	10,835	44	5,123	10,780
	2-Star	11	350	730	11	355	734	11	359	745	11	360	741
	Aparthotel	28	1,936	4,718	28	1,841	4,655	28	1,936	4,718	28	1,852	4,617
	Tourist Village	1	300	600	1	300	600	1	300	600	1	300	600
	Guesthouse	23	260	546	23	270	630	24	277	566	23	281	621
Hostel	5	344	686	5	341	676	5	344	686	5	341	676	
Gozo & Comino	<b>Total</b>	<b>19</b>	<b>823</b>	<b>1,680</b>	<b>18</b>	<b>873</b>	<b>1,762</b>	<b>19</b>	<b>842</b>	<b>1,730</b>	<b>18</b>	<b>876</b>	<b>1,770</b>
	Hotel	11	712	1,463	11	769	1,569	11	731	1,513	11	772	1,575
	5-Star	2	134	285	2	198	413	2	153	323	2	201	419
	4-Star	5	411	836	5	409	840	5	411	848	5	409	840
	3-Star	4	167	342	4	162	316	4	167	342	4	162	316
	2-Star	0	0	0	0	0	0	0	0	0	0	0	0
	Aparthotel	1	30	56	1	38	60	1	30	56	1	38	60
	Tourist Village	0	0	0	0	0	0	0	0	0	0	0	0
	Guesthouse	6	77	153	5	62	125	6	77	153	5	62	127
Hostel	1	4	8	1	4	8	1	4	8	1	4	8	

\*see NUTS classification on page 10

## Methodological notes

### Survey on collective accommodation establishments

1. In this release the figures for July 2006 should be considered as second estimate while those relating to August 2006 are a first estimate - thus subject to minor revisions in the following release.
2. The survey is distributed monthly to all collective accommodation establishments namely hotels, apart-hotels, guesthouses, tourist villages and hostels.
3. The objective of the survey is to estimate the utilization rate of bed-places of all collective accommodation establishments in Malta and Gozo as occupied by residents, giving an indication of domestic tourism, and non-residents. The variables collected from the survey are as follows:
  - Number of residents
  - Number of non-residents
  - Nights spent by residents
  - Nights spent by non-residents
  - Number of bedrooms
  - Number of bed-places
  - Number of days the establishment was closed during the month

The collection of the above variables and the calculation of occupancy levels satisfy sections A and B of EU directive 95/57/EC.

4. These statistics should be considered as current and subject to revision. A last and final revision is normally carried out after the lapse of one year from the reference month.
5. Definitions
  - *Residents* are Maltese/Gozitan residents who check in (out) of a collective accommodation establishment. A person is considered to be resident in a country if the person:
    - (a) has lived for most of the past year or 12 months in that country;
    - (b) has lived in that country for a shorter period and intends to return within 12 months to live in that country.
  - *Non-residents* are foreigners who do not necessarily follow the definition of a tourist and check in (out) of a collective accommodation establishment.
  - *Domestic tourism* is the tourism of resident visitors within the economic territory of the country of residence.
  - *Total arrivals* are the number of residents and non-residents altogether.
  - *A night spent by residents / non-residents* is each night a guest actually spends (sleeps or stays) or is registered (his/her physical presence there being unnecessary) in a collective accommodation establishment.
  - *A bedroom* is the unit formed by one room or groups of rooms constituting an indivisible rental whole in an accommodation establishment or dwelling.
  - *A bed-place* in an establishment is determined by the number of persons who can stay overnight in the bed set up in the establishment, ignoring any extra beds that may be set up by customer request.
  - *Net use of bed-places* is the net occupancy rate calculated for all active accommodation establishments net of seasonal closures and other temporary closures for decoration, police order, etc.
  - *Gross use of bed-places* is the gross occupancy rate calculated for all active and dormant collective accommodation establishments.

### Response Rate

July	94.0%
August	94.9%

## NUTS classification

The Nomenclature of Territorial Units for Statistics (NUTS) is a common classification that is used to provide a single uniform breakdown of territorial units for the production of regional statistics with regard to the European Union. It was adopted on 26 May 2003 by means of a Regulation<sup>1</sup> of the European Parliament and of the Council.

<sup>1</sup> (EC) No. 1059/2003

NUTS levels					
Administrative area	I (National)	II (National)	III (Regional)	IV (District)	V (Locality)
<b>MALTA</b>	<b>x</b>	<b>x</b>	<b>x</b>	<b>x</b>	<b>x</b>
Malta			x		
Gozo & Comino			x		
Southern Harbour				x	
Northern Harbour				x	
South Eastern				x	
Western				x	
Northern				x	
Gozo & Comino				x	

### COMPOSITION OF DISTRICTS - NUTS level V

**Southern Harbour:** Valletta, Birgu, Isla, Bormla, Żabbar, Fgura, Floriana, Kalkara, Luqa, Marsa Paola, Santa Luċija, Tarxien, Xgħajra.

**Northern Harbour:** Qormi, B'Kara, Gżira, Hamrun, Msida, Pembroke, Pieta, San Ġiljan, San Ġwann, Santa Venera, Sliema, Swieqi, Ta' Xbiex.

**South Eastern:** Żejtun, B'Bugia, Gudja, Għaxaq, Kirkop, M'Scala, M'Xlokk, Mqabba, Qrendi, Safi, Żurrieq.

**Western:** Mdina, Żebbuġ, Siġġiewi, Attard, Balzan, Dingli, Iklin, Lija, Rabat, Mtarfa.

**Northern:** Ghargħur, Mellieħa, Mġarr, Mosta, Naxxar, San Pawl il-Baħar.

**Gozo and Comino:** Rabat, Fontana, G'Sielem & Comino, Għarb, Għasri, Kerċem, Munxar, Nadur, Qala, San Lawrenz, Sannat, Xagħra, Xewkija, Żebbuġ.