

# News Release



Date: 27 September 2006  
No. : 215/2006  
Time of release: 11.00 hrs

Cut-off date for data presented:  
20 September 2006

Theme:  
Industry and Services

Compiled by:

Tourism Statistics Unit  
e-mail: [tourism.nso@gov.mt](mailto:tourism.nso@gov.mt)  
Tel: 25997329

The monthly calendar of NSO News Releases may be consulted on the Office's website at [www.nso.gov.mt](http://www.nso.gov.mt)

## Tourism

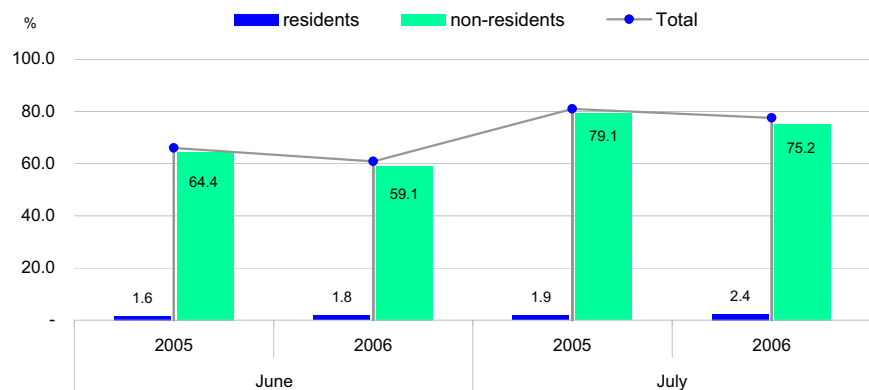
### Collective accommodation establishments: July 2006

Occupancy in collective accommodation establishments went down by 3.4 percentage points in July 2006, in spite of a 1.5 per cent increase in total nights spent.

#### Occupancy trends

The overall occupancy rate in collective accommodation establishments (net use) went down by 3.4 percentage points in July 2006 when compared to July last year, to stand at 77.6 per cent. This in the main reflected a 5.8 per cent increase in the supply of bed-places, as the nights spent also rose during the month.

Chart 1. Net occupancy rates in collective accommodation establishments: June-July



#### Length of stay and nights spent

In July 2006, total nights spent in collective accommodation establishments were recorded at 967,149, an increase of 1.5 per cent over the corresponding month in 2005. Year-on-year, the average length of stay in collective accommodation establishments increased by 0.9 nights to 7.6 nights.

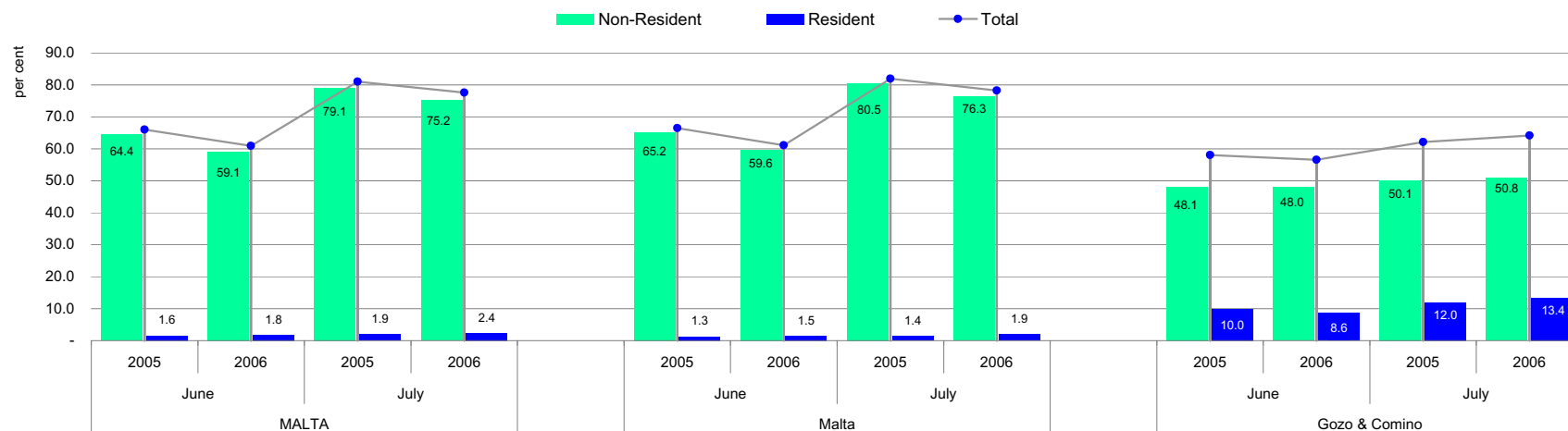
#### Regional overview

Accounting for 95.6 per cent of the national bed-stock, the overall supply of bed-places in the Malta region stood at 38,448 beds, an increase of 5.8 per cent when compared to a year earlier. On an annual basis, the net use of bed-places in the Malta region went down by 3.7 percentage points to 78.2 per cent in July 2006. The average length of stay was at 7.8 nights, up by one night when compared to the same month a year ago.

In the Gozo and Comino region, the overall supply of bed-places stood at 1,762 beds, an increase of 4.9 per cent over the comparable month last year. The net use of bed-places in July was at 64.2 per cent, an increase of 2.1 percentage points over the same month last year. The average length of stay was at 4.6 nights, down by 0.3 nights when compared to July 2005■

National Statistics Office  
Library & Information Unit  
Lascaris, Valletta CMR 02, Malta  
Tel: (+356) 25997219  
Fax: (+356) 25997205  
e-mail: [nso@gov.mt](mailto:nso@gov.mt)  
<http://www.nso.gov.mt>

Chart 2. Net use of bed-places in collective accommodation establishments by residents and non-residents, at regional level\*



\*see NUTS classification on page 10

2

Table 1. Net use of bed-places by residents and non-residents classified by type of accommodation category - MALTA

	Non-residents				Residents				Total			
	June		July		June		July		June		July	
	2005	2006	2005	2006	2005	2006	2005	2006	2005	2006	2005	2006
<b>Total</b>	<b>64.4</b>	<b>59.1</b>	<b>79.1</b>	<b>75.2</b>	<b>1.6</b>	<b>1.8</b>	<b>1.9</b>	<b>2.4</b>	<b>66.0</b>	<b>60.9</b>	<b>81.0</b>	<b>77.6</b>
Hotel	66.5	60.6	81.6	77.0	1.9	1.9	2.0	2.6	68.4	62.5	83.6	79.6
5-Star	62.1	61.7	72.2	63.5	2.9	5.0	4.2	6.5	65.0	66.7	76.4	70.0
4-Star	76.0	72.0	87.5	81.6	2.4	1.8	2.4	2.4	78.4	73.8	89.9	84.0
3-Star	58.6	47.0	81.2	80.6	0.8	0.6	0.7	1.0	59.4	47.6	81.9	81.6
2-Star	22.1	19.3	31.7	28.7	1.3	1.6	1.6	1.3	23.4	20.9	33.3	30.0
Other collective accommodation <sup>(1)</sup>	54.4	51.9	67.4	66.5	0.5	1.3	1.3	1.4	54.9	53.2	68.7	67.9
Guesthouse	16.9	35.6	24.4	35.6	0.3	0.8	0.3	1.6	17.2	36.4	24.7	37.2
Holiday Complex <sup>(2)</sup>	60.3	55.7	71.9	69.6	0.6	1.6	1.6	1.5	60.9	57.3	73.5	71.1
Hostel	44.6	39.8	72.5	76.3	0.0	0.0	0.0	0.0	44.6	39.8	72.5	76.3

<sup>(1)</sup> Comprises: guesthouses, holiday complexes and hostels

<sup>(2)</sup> Aparthotels and Tourist Villages

Table 2. Net use of bed-places by residents and non-residents classified by type of accommodation category - Malta

	Non-residents				Residents				Total			
	June		July		June		July		June		July	
	2005	2006	2005	2006	2005	2006	2005	2006	2005	2006	2005	2006
<b>Total</b>	<b>65.2</b>	<b>59.6</b>	<b>80.5</b>	<b>76.3</b>	<b>1.3</b>	<b>1.5</b>	<b>1.4</b>	<b>1.9</b>	<b>66.5</b>	<b>61.1</b>	<b>81.9</b>	<b>78.2</b>
Hotel	67.3	61.2	83.0	78.1	1.4	1.6	1.5	2.0	68.7	62.8	84.5	80.1
5-Star	62.2	62.3	73.1	64.2	2.5	4.9	3.3	5.9	64.7	67.2	76.4	70.1
4-Star	77.1	72.8	89.8	83.0	1.9	1.3	1.7	1.7	79.0	74.1	91.5	84.7
3-Star	59.5	47.8	81.8	81.6	0.4	0.4	0.4	0.6	59.9	48.2	82.2	82.2
2-Star	22.1	19.3	31.7	28.7	1.3	1.6	1.6	1.3	23.4	20.9	33.3	30.0
Other collective accommodation <sup>(1)</sup>	55.3	52.3	68.7	67.5	0.4	1.2	1.2	1.2	55.7	53.5	69.9	68.7

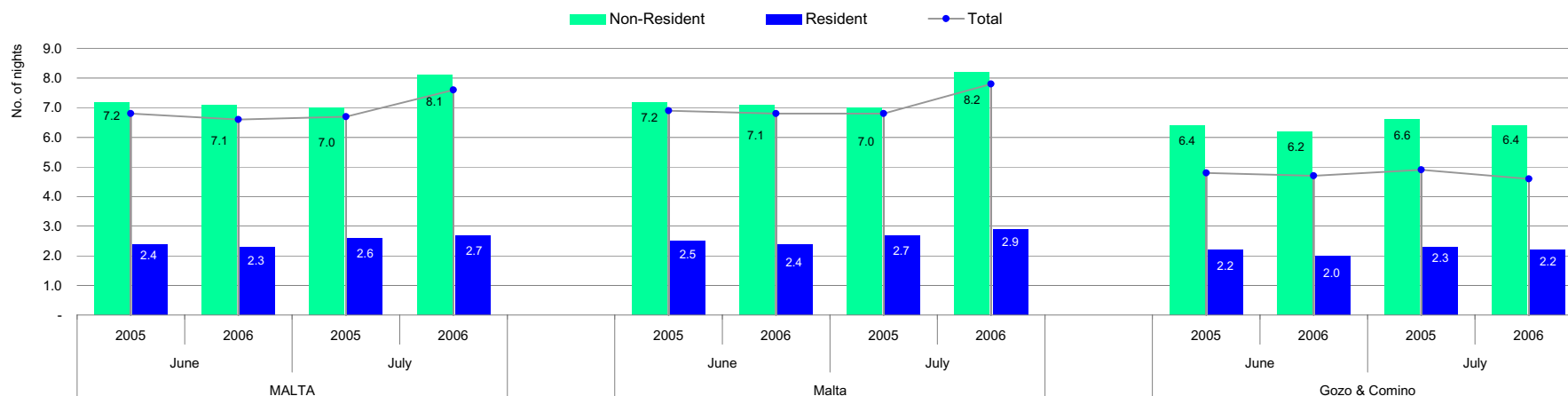
3

Table 3. Net use of bed-places by residents and non-residents classified by type of accommodation category - Gozo & Comino

	Non-residents				Residents				Total			
	June		July		June		July		June		July	
	2005	2006	2005	2006	2005	2006	2005	2006	2005	2006	2005	2006
<b>Total</b>	<b>48.1</b>	<b>48.0</b>	<b>50.1</b>	<b>50.8</b>	<b>10.0</b>	<b>8.6</b>	<b>12.0</b>	<b>13.4</b>	<b>58.1</b>	<b>56.6</b>	<b>62.1</b>	<b>64.2</b>
Hotel	51.4	49.2	53.7	53.3	10.9	9.0	13.2	14.0	62.3	58.2	66.9	67.3
5-Star	61.6	54.8	58.2	54.7	8.2	6.7	17.2	14.3	69.8	61.5	75.4	69.0
4-Star	57.1	57.5	48.3	56.3	10.9	10.3	13.8	14.1	68.0	67.8	62.1	70.4
3-Star	29.4	22.1	62.9	43.4	13.0	8.4	8.6	13.5	42.4	30.5	71.5	56.9
2-Star												
Other collective accommodation <sup>(1)</sup>	23.2	37.4	25.8	31.0	3.5	5.6	3.6	8.1	26.7	43.0	29.4	39.1

<sup>(1)</sup> Comprises: guesthouses, holiday complexes and hostels

Chart 3. Average length of stay in collective accommodation establishments by resident and non-resident arrivals, at regional level\*



\*see NUTS classification on page 10

4

Table 4. Resident arrivals classified by type of accommodation category, at regional level\*

	MALTA				Malta				Gozo & Comino			
	June		July		June		July		June		July	
	2005	2006	2005	2006	2005	2006	2005	2006	2005	2006	2005	2006
<b>Total</b>	<b>7,719</b>	<b>9,429</b>	<b>8,534</b>	<b>11,090</b>	<b>5,452</b>	<b>7,187</b>	<b>5,816</b>	<b>7,793</b>	<b>2,267</b>	<b>2,242</b>	<b>2,718</b>	<b>3,297</b>
Hotel	7,334	8,769	8,111	10,407	5,143	6,643	5,469	7,324	2,191	2,126	2,642	3,083
5-Star	1,737	3,381	2,388	4,084	1,468	3,022	1,821	3,437	269	359	567	647
4-Star	4,535	4,243	4,975	5,225	3,102	3,042	3,293	3,479	1,433	1,201	1,682	1,746
3-Star	939	1,048	616	1,006	450	482	223	316	489	566	393	690
2-Star	123	97	132	92	123	97	132	92				
Other collective accommodation <sup>(1)</sup>	385	660	423	683	309	544	347	469	76	116	76	214

<sup>(1)</sup> Comprises: guesthouses, holiday complexes and hostels

**Table 5. Resident nights spent classified by type of accommodation category, at regional level\***

	MALTA				Malta				Gozo & Comino			
	June		July		June		July		June		July	
	2005	2006	2005	2006	2005	2006	2005	2006	2005	2006	2005	2006
<b>Total</b>	<b>18,598</b>	<b>21,502</b>	<b>22,182</b>	<b>29,890</b>	<b>13,654</b>	<b>16,926</b>	<b>15,937</b>	<b>22,593</b>	<b>4,944</b>	<b>4,576</b>	<b>6,245</b>	<b>7,297</b>
Hotel	17,646	18,828	19,486	27,014	12,903	14,562	13,482	20,204	4,743	4,266	6,004	6,810
5-Star	3,940	8,216	5,951	11,678	3,300	7,408	4,428	9,850	640	808	1,523	1,828
4-Star	10,849	8,181	10,892	11,478	8,075	5,588	7,321	7,819	2,774	2,593	3,571	3,659
3-Star	2,578	2,071	2,275	3,555	1,249	1,206	1,365	2,232	1,329	865	910	1,323
2-Star	279	360	368	303	279	360	368	303				
Other collective accommodation <sup>(1)</sup>	952	2,674	2,696	2,876	751	2,364	2,455	2,389	201	310	241	487

**Table 6. Non-resident arrivals classified by type of collective accommodation, at regional level\***

	MALTA				Malta				Gozo & Comino			
	June		July		June		July		June		July	
	2005	2006	2005	2006	2005	2006	2005	2006	2005	2006	2005	2006
<b>Total</b>	<b>102,637</b>	<b>98,999</b>	<b>133,068</b>	<b>115,349</b>	<b>98,914</b>	<b>94,883</b>	<b>129,126</b>	<b>111,025</b>	<b>3,723</b>	<b>4,116</b>	<b>3,942</b>	<b>4,324</b>
Hotel	90,583	87,021	117,339	100,133	87,212	83,518	113,804	96,191	3,371	3,503	3,535	3,942
5-Star	16,400	18,325	24,676	17,823	15,617	17,232	23,878	16,739	783	1,093	798	1,084
4-Star	45,444	45,650	50,929	49,254	43,508	43,744	49,153	47,152	1,936	1,906	1,776	2,102
3-Star	27,494	22,010	40,059	31,801	26,842	21,506	39,098	31,045	652	504	961	756
2-Star	1,245	1,036	1,675	1,255	1,245	1,036	1,675	1,255				
Other collective accommodation <sup>(1)</sup>	12,054	11,978	15,729	15,216	11,702	11,365	15,322	14,834	352	613	407	382

**Table 7. Non-resident nights spent classified by type of collective accommodation, at regional level\***

	MALTA				Malta				Gozo & Comino			
	June		July		June		July		June		July	
	2005	2006	2005	2006	2005	2006	2005	2006	2005	2006	2005	2006
<b>Total</b>	<b>734,804</b>	<b>699,132</b>	<b>931,140</b>	<b>937,259</b>	<b>711,105</b>	<b>673,662</b>	<b>905,064</b>	<b>909,492</b>	<b>23,699</b>	<b>25,470</b>	<b>26,076</b>	<b>27,767</b>
Hotel	627,059	594,515	790,929	797,897	604,691	571,102	766,591	771,985	22,368	23,413	24,338	25,912
5-Star	85,542	100,932	103,296	113,663	80,717	94,274	98,150	106,655	4,825	6,658	5,146	7,008
4-Star	340,339	332,352	397,367	393,084	325,817	317,860	384,839	378,427	14,522	14,492	12,528	14,657
3-Star	196,314	156,992	283,089	284,627	193,293	154,729	276,425	280,380	3,021	2,263	6,664	4,247
2-Star	4,864	4,239	7,177	6,523	4,864	4,239	7,177	6,523				
Other collective accommodation <sup>(1)</sup>	107,745	104,617	140,211	139,362	106,414	102,560	138,473	137,507	1,331	2,057	1,738	1,855

\*see NUTS classification on page 10

<sup>(1)</sup> Comprises: guesthouses, holiday complexes and hostels

**Table 8. Total arrivals classified by type of collective accommodation, at regional level\***

	MALTA				Malta				Gozo & Comino			
	June		July		June		July		June		July	
	2005	2006	2005	2006	2005	2006	2005	2006	2005	2006	2005	2006
<b>Total</b>	<b>110,356</b>	<b>108,428</b>	<b>141,602</b>	<b>126,439</b>	<b>104,366</b>	<b>102,070</b>	<b>134,942</b>	<b>118,818</b>	<b>5,990</b>	<b>6,358</b>	<b>6,660</b>	<b>7,621</b>
Hotel	97,917	95,790	125,450	110,540	92,355	90,161	119,273	103,515	5,562	5,629	6,177	7,025
5-Star	18,137	21,706	27,064	21,907	17,085	20,254	25,699	20,176	1,052	1,452	1,365	1,731
4-Star	49,979	49,893	55,904	54,479	46,610	46,786	52,446	50,631	3,369	3,107	3,458	3,848
3-Star	28,433	23,058	40,675	32,807	27,292	21,988	39,321	31,361	1,141	1,070	1,354	1,446
2-Star	1,368	1,133	1,807	1,347	1,368	1,133	1,807	1,347				
Other collective accommodation <sup>(1)</sup>	12,439	12,638	16,152	15,899	12,011	11,909	15,669	15,303	428	729	483	596

**Table 9. Total nights spent classified by type of collective accommodation, at regional level\***

	MALTA				Malta				Gozo & Comino			
	June		July		June		July		June		July	
	2005	2006	2005	2006	2005	2006	2005	2006	2005	2006	2005	2006
<b>Total</b>	<b>753,402</b>	<b>720,634</b>	<b>953,322</b>	<b>967,149</b>	<b>724,759</b>	<b>690,588</b>	<b>921,001</b>	<b>932,085</b>	<b>28,643</b>	<b>30,046</b>	<b>32,321</b>	<b>35,064</b>
Hotel	644,705	613,343	810,415	824,911	617,594	585,664	780,073	792,189	27,111	27,679	30,342	32,722
5-Star	89,482	109,148	109,247	125,341	84,017	101,682	102,578	116,505	5,465	7,466	6,669	8,836
4-Star	351,188	340,533	408,259	404,562	333,892	323,448	392,160	386,246	17,296	17,085	16,099	18,316
3-Star	198,892	159,063	285,364	288,182	194,542	155,935	277,790	282,612	4,350	3,128	7,574	5,570
2-Star	5,143	4,599	7,545	6,826	5,143	4,599	7,545	6,826				
Other collective accommodation <sup>(1)</sup>	108,697	107,291	142,907	142,238	107,165	104,924	140,928	139,896	1,532	2,367	1,979	2,342

\*see NUTS classification on page 10

<sup>(1)</sup> Comprises: guesthouses, holiday complexes and hostels

Table 10. Number of bedrooms and bed-places by hotel category and other type of accommodation for active and dormant accommodation establishments

REGIONAL LEVEL*	COLLECTIVE ACCOMMODATION ESTABLISHMENTS	June 2005			June 2006			July 2005			July 2006		
		No. of establishments	No. of bedrooms	No. of bed-places	No. of establishments	No. of bedrooms	No. of bed-places	No. of establishments	No. of bedrooms	No. of bed-places	No. of establishments	No. of bedrooms	No. of bed-places
MALTA	<b>Total</b>	<b>178</b>	<b>18,312</b>	<b>38,249</b>	<b>179</b>	<b>18,816</b>	<b>39,567</b>	<b>179</b>	<b>18,260</b>	<b>38,016</b>	<b>179</b>	<b>18,879</b>	<b>40,210</b>
	Hotel	113	15,400	31,487	115	15,929	32,764	114	15,309	31,249	115	16,022	33,448
	5-Star	12	2,403	4,590	13	2,806	5,505	12	2,415	4,614	13	2,850	5,775
	4-Star	41	7,305	14,926	43	7,485	15,389	41	7,184	14,656	43	7,534	15,541
	3-Star	49	5,341	11,239	48	5,281	11,136	50	5,360	11,249	48	5,283	11,398
	2-Star	11	351	732	11	357	734	11	350	730	11	355	734
	Aparthotel	29	1,923	4,765	29	1,904	4,755	29	1,966	4,774	29	1,879	4,715
	Tourist Village	1	300	600	1	300	600	1	300	600	1	300	600
Guesthouse	29	341	703	28	338	764	29	337	699	28	333	763	
Hostel	6	348	694	6	345	684	6	348	694	6	345	684	
Malta	<b>Total</b>	<b>159</b>	<b>17,501</b>	<b>36,581</b>	<b>161</b>	<b>17,942</b>	<b>37,787</b>	<b>160</b>	<b>17,437</b>	<b>36,336</b>	<b>161</b>	<b>18,006</b>	<b>38,448</b>
	Hotel	102	14,700	30,036	104	15,159	31,177	103	14,597	29,786	104	15,253	31,879
	5-Star	10	2,281	4,329	11	2,612	5,100	10	2,281	4,329	11	2,652	5,362
	4-Star	36	6,894	14,078	38	7,076	14,549	36	6,773	13,820	38	7,125	14,701
	3-Star	45	5,174	10,897	44	5,114	10,794	46	5,193	10,907	44	5,121	11,082
	2-Star	11	351	732	11	357	734	11	350	730	11	355	734
	Aparthotel	28	1,893	4,709	28	1,866	4,695	28	1,936	4,718	28	1,841	4,655
	Tourist Village	1	300	600	1	300	600	1	300	600	1	300	600
Guesthouse	23	264	550	23	276	639	23	260	546	23	271	638	
Hostel	5	344	686	5	341	676	5	344	686	5	341	676	
Gozo & Comino	<b>Total</b>	<b>19</b>	<b>811</b>	<b>1,668</b>	<b>18</b>	<b>874</b>	<b>1,780</b>	<b>19</b>	<b>823</b>	<b>1,680</b>	<b>18</b>	<b>873</b>	<b>1,762</b>
	Hotel	11	700	1,451	11	770	1,587	11	712	1,463	11	769	1,569
	5-Star	2	122	261	2	194	405	2	134	285	2	198	413
	4-Star	5	411	848	5	409	840	5	411	836	5	409	840
	3-Star	4	167	342	4	167	342	4	167	342	4	162	316
	2-Star	0	0	0	0	0	0	0	0	0	0	0	0
	Aparthotel	1	30	56	1	38	60	1	30	56	1	38	60
	Tourist Village	0	0	0	0	0	0	0	0	0	0	0	0
Guesthouse	6	77	153	5	62	125	6	77	153	5	62	125	
Hostel	1	4	8	1	4	8	1	4	8	1	4	8	

\*see NUTS classification on page 10

## Methodological notes

### Survey on collective accommodation establishments

1. In this release the figures for June 2006 should be considered as second estimate while those relating to July 2006 are a first estimate - thus subject to minor revisions in the following release.
2. The survey is distributed monthly to all collective accommodation establishments namely hotels, apart-hotels, guesthouses, tourist villages and hostels.
3. The objective of the survey is to estimate the utilization rate of bed-places of all collective accommodation establishments in Malta and Gozo as occupied by residents, giving an indication of domestic tourism, and non-residents. The variables collected from the survey are as follows:
  - Number of residents
  - Number of non-residents
  - Nights spent by residents
  - Nights spent by non-residents
  - Number of bedrooms
  - Number of bed-places
  - Number of days the establishment was closed during the month

The collection of the above variables and the calculation of occupancy levels satisfy sections A and B of EU directive 95/57/EC.

4. These statistics should be considered as current and subject to revision. A last and final revision is normally carried out after the lapse of one year from the reference month.
5. Definitions
  - *Residents* are Maltese/Gozitan residents who check in (out) of a collective accommodation establishment. A person is considered to be resident in a country if the person:
    - (a) has lived for most of the past year or 12 months in that country;
    - (b) has lived in that country for a shorter period and intends to return within 12 months to live in that country.
  - *Non-residents* are foreigners who do not necessarily follow the definition of a tourist and check in (out) of a collective accommodation establishment.
  - *Domestic tourism* is the tourism of resident visitors within the economic territory of the country of residence.
  - *Total arrivals* are the number of residents and non-residents altogether.
  - A *night spent by residents / non-residents* is each night a guest actually spends (sleeps or stays) or is registered (his/her physical presence there being unnecessary) in a collective accommodation establishment.
  - A *bedroom* is the unit formed by one room or groups of rooms constituting an indivisible rental whole in an accommodation establishment or dwelling.
  - A *bed-place* in an establishment is determined by the number of persons who can stay overnight in the bed set up in the establishment, ignoring any extra beds that may be set up by customer request.
  - *Net use of bed-places* is the net occupancy rate calculated for all active accommodation establishments net of seasonal closures and other temporary closures for decoration, police order, etc.
  - *Gross use of bed-places* is the gross occupancy rate calculated for all active and dormant collective accommodation establishments.

### Response Rate

June	95.0%
July	93.9%

## NUTS classification

The Nomenclature of Territorial Units for Statistics (NUTS) is a common classification that is used to provide a single uniform breakdown of territorial units for the production of regional statistics with regard to the European Union. It was adopted on 26 May 2003 by means of a Regulation<sup>1</sup> of the European Parliament and of the Council.

<sup>1</sup> (EC) No. 1059/2003

NUTS levels					
Administrative area	I (National)	II (National)	III (Regional)	IV (District)	V (Locality)
<b>MALTA</b>	x	x	x	x	x
Malta			x		
Gozo & Comino			x		
Southern Harbour				x	
Northern Harbour				x	
South Eastern				x	
Western				x	
Northern				x	
Gozo & Comino				x	

### COMPOSITION OF DISTRICTS - NUTS level V

**Southern Harbour:** Valletta, Birgu, Isla, Bormla, Żabbar, Fgura, Floriana, Kalkara, Luqa, Marsa Paola, Santa Luċija, Tarxien, Xgħajra.

**Northern Harbour:** Qormi, B'Kara, Gżira, Ħamrun, Msida, Pembroke, Pieta, San Ġiljan, San Ġwann, Santa Venera, Sliema, Swieqi, Ta' Xbiex.

**South Eastern:** Żejtun, B'Bugia, Gudja, Għaxaq, Kirkop, M'Scala, M'Xlokk, Mqabba, Qrendi, Safi, Żurrieq.

**Western:** Mdina, Żebbuġ, Siġġiewi, Attard, Balzan, Dingli, Iklin, Lija, Rabat, Mtarfa.

**Northern:** Ghargħur, Mellieħa, Mgarr, Mosta, Naxxar, San Pawl il-Baħar.

**Gozo and Comino:** Rabat, Fontana, G'Sielem & Comino, Għarb, Għasri, Kerċem, Munxar, Nadur, Qala, San Lawrenz, Sannat, Xagħra, Xewkija, Żebbuġ.