

News Release



Date: 26 June 2006
No. : 141/2006
Time of release: 11.00 hrs

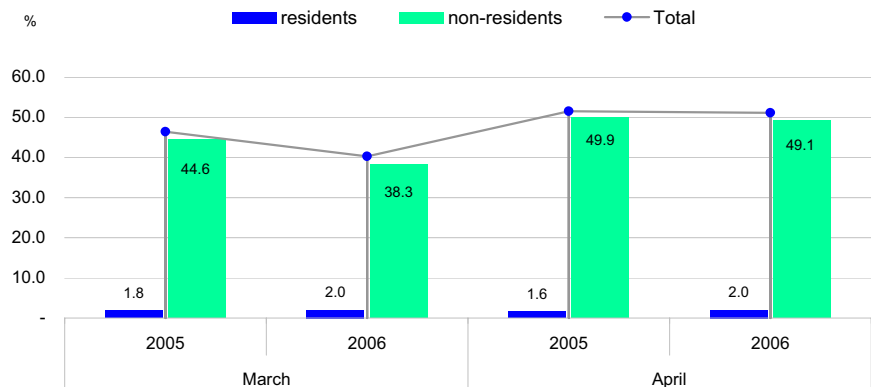
Tourism

Collective accommodation establishments: April 2006

Occupancy Trends

The overall occupancy rate (net use) in April 2006 went down by 0.4 percentage points when compared to April last year, to 51.1 per cent. Year-on-year, an increase of 6.2 per cent was registered in the overall supply of bed-places.

Chart 1. Net occupancy rates in collective accommodation establishments: March-April



Theme:
Industry and Services

Length of stay and nights spent

In April 2006, total nights spent in collective accommodation establishments were recorded at 592,271, an increase of 6.0 per cent over the corresponding month in 2005. Year-on-year, the average length of stay in collective accommodation establishments diminished by 0.3 nights to 6.0 nights.

Compiled by:

Tourism Statistics Unit
e-mail: tourism.nso@gov.mt
Tel: 25997329

Regional overview

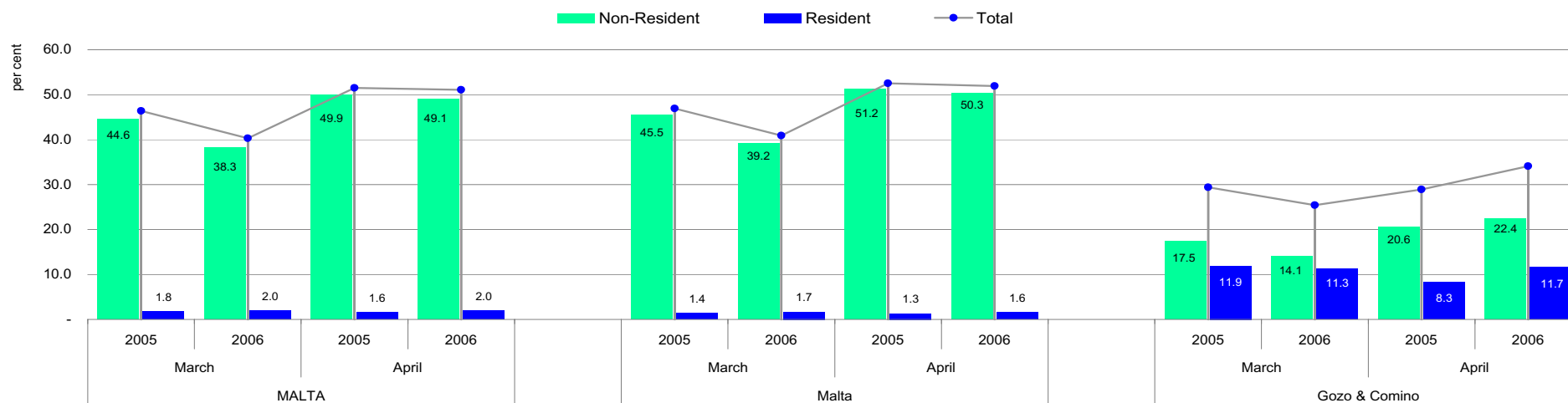
Accounting for 95.7 per cent of the national bed-stock, the overall supply of bed-places in the Malta region stood at 38,096 beds, an increase of 6.4 per cent when compared to a year earlier. On an annual basis the net use of bed-places in the Malta region went down by 0.6 percentage points to 51.9 per cent in April 2006. The average length of stay was at 6.1 nights, down by 0.3 nights when compared to the same month last year.

In the Gozo and Comino region, the overall net use of bed-places in April was at 34.1 per cent, an increase of 5.2 percentage points over the same month a year ago. The average length of stay was at 3.2 nights ■

The monthly calendar of NSO News Releases may be consulted on the Office's website at www.nso.gov.mt

National Statistics Office
Library & Information Unit
Lascaris, Valletta CMR 02, Malta
Tel: (+356) 25997219
Fax: (+356) 25997205
e-mail: nso@gov.mt
<http://www.nso.gov.mt>

Chart 2. Net use of bed-places in collective accommodation establishments by residents and non-residents, at regional level*



*see NUTS classification on page 10

Table 1. Net use of bed-places by residents and non-residents classified by type of accommodation category - MALTA

	Non-residents				Residents				Total			
	March		April		March		April		March		April	
	2005	2006	2005	2006	2005	2006	2005	2006	2005	2006	2005	2006
Total	44.6	38.3	49.9	49.1	1.8	2.0	1.6	2.0	46.4	40.3	51.5	51.1
Hotel	47.0	40.5	52.7	51.9	1.9	2.2	1.7	2.3	48.9	42.7	54.4	54.2
5-Star	39.7	34.7	46.9	50.9	3.0	2.9	2.9	4.2	42.7	37.6	49.8	55.1
4-Star	54.0	47.4	60.4	59.4	2.6	2.9	2.2	2.5	56.6	50.3	62.6	61.9
3-Star	42.1	35.9	46.6	44.0	0.7	0.9	0.5	1.0	42.8	36.8	47.1	45.0
2-Star	19.3	17.7	22.5	22.7	0.8	0.8	1.2	0.6	20.1	18.5	23.7	23.3
Other collective accommodation ⁽¹⁾												
Guesthouse	13.6	29.7	14.7	26.8	0.7	0.6	0.6	0.7	14.3	30.3	15.3	27.5
Holiday Complex ⁽²⁾	33.7	25.2	38.1	35.0	1.2	1.3	1.6	1.2	34.9	26.5	39.7	36.2
Hostel	38.1	41.8	41.3	45.8	0.1	0.7	-	0.2	38.2	42.5	41.3	46.0

⁽¹⁾ Comprises: guesthouses, holiday complexes and hostels

⁽²⁾ Aparthotels and Tourist Villages

Table 2. Net use of bed-places by residents and non-residents classified by type of accommodation category - Malta

	Non-residents				Residents				Total			
	March		April		March		April		March		April	
	2005	2006	2005	2006	2005	2006	2005	2006	2005	2006	2005	2006
Total	45.5	39.2	51.2	50.3	1.4	1.7	1.3	1.6	46.9	40.9	52.5	51.9
Hotel	48.1	41.6	54.1	53.3	1.5	1.8	1.3	1.7	49.6	43.4	55.4	55.0
5-Star	40.9	35.6	47.4	52.5	2.6	2.4	2.7	3.5	43.5	38.0	50.1	56.0
4-Star	55.6	48.7	62.9	61.8	2.1	2.5	1.8	2.0	57.7	51.2	64.7	63.8
3-Star	42.7	36.8	47.3	44.6	0.4	0.6	0.2	0.6	43.1	37.4	47.5	45.2
2-Star	19.3	17.7	22.5	22.7	0.8	0.8	1.2	0.6	20.1	18.5	23.7	23.3
Other collective accommodation ⁽¹⁾	32.8	27.6	36.9	35.8	0.9	1.1	1.3	1.0	33.7	28.7	38.2	36.8

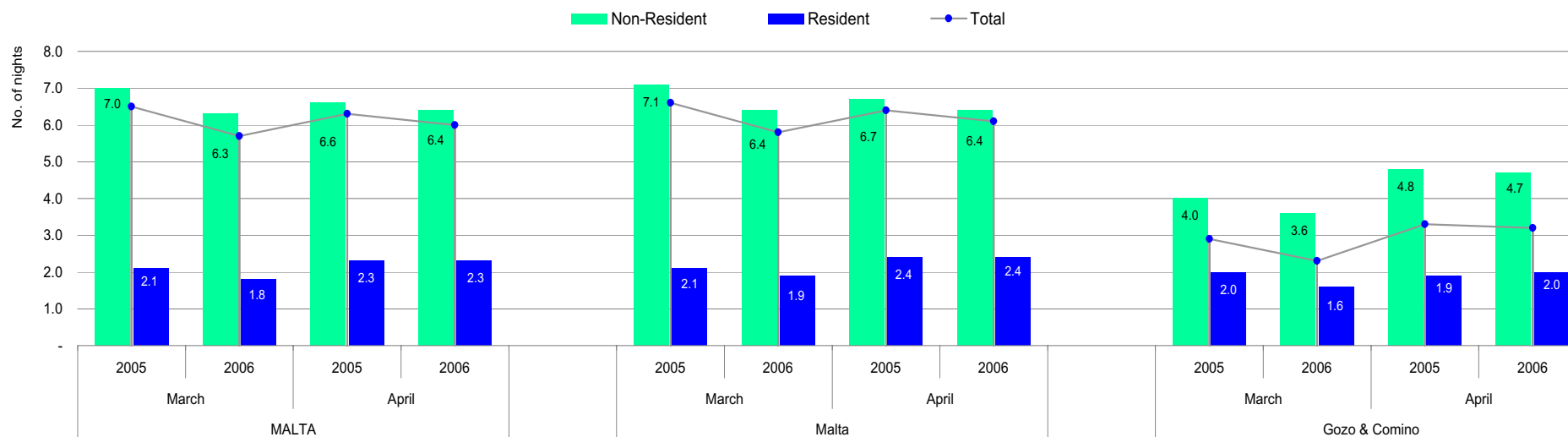
3

Table 3. Net use of bed-places by residents and non-residents classified by type of accommodation category - Gozo & Comino

	Non-residents				Residents				Total			
	March		April		March		April		March		April	
	2005	2006	2005	2006	2005	2006	2005	2006	2005	2006	2005	2006
Total	17.5	14.1	20.6	22.4	11.9	11.3	8.3	11.7	29.4	25.4	28.9	34.1
Hotel	17.6	14.0	21.0	23.0	12.9	11.9	9.0	12.6	30.5	25.9	30.0	35.6
5-Star	11.7	19.2	35.7	30.7	13.3	10.6	9.3	13.5	25.0	29.8	45.0	44.2
4-Star	19.5	14.7	18.8	20.1	12.7	14.6	8.7	11.2	32.2	29.3	27.5	31.3
3-Star	16.6	7.6	18.1	21.8	13.3	8.8	9.6	15.1	29.9	16.4	27.7	36.9
2-Star												
Other collective accommodation ⁽¹⁾	17.0	15.3	17.0	17.1	3.2	4.1	2.6	3.7	20.2	19.4	19.6	20.8

⁽¹⁾ Comprises: guesthouses, holiday complexes and hostels

Chart 3. Average length of stay in collective accommodation establishments by resident and non-resident arrivals, at regional level*



*see NUTS classification on page 10

4

Table 4. Resident arrivals classified by type of accommodation category, at regional level*

	MALTA				Malta				Gozo & Comino			
	March		April		March		April		March		April	
	2005	2006	2005	2006	2005	2006	2005	2006	2005	2006	2005	2006
Total	9,344	12,778	7,675	10,339	7,120	9,875	5,790	7,275	2,224	2,903	1,885	3,064
Hotel	8,891	12,052	7,350	9,707	6,720	9,189	5,502	6,712	2,171	2,863	1,848	2,995
5-Star	2,019	2,466	1,984	2,743	1,678	1,779	1,684	2,110	341	687	300	633
4-Star	5,804	7,760	4,599	5,466	4,500	6,224	3,360	3,902	1,304	1,536	1,239	1,564
3-Star	925	1,714	604	1,441	399	1,074	295	643	526	640	309	798
2-Star	143	112	163	57	143	112	163	57				
Other collective accommodation ⁽¹⁾	453	726	325	632	400	686	288	563	53	40	37	69

⁽¹⁾ Comprises: guesthouses, holiday complexes and hostels

Table 5. Resident nights spent classified by type of accommodation category, at regional level*

	MALTA				Malta				Gozo & Comino			
	March		April		March		April		March		April	
	2005	2006	2005	2006	2005	2006	2005	2006	2005	2006	2005	2006
Total	19,723	23,554	17,553	23,708	15,226	18,814	13,963	17,701	4,497	4,740	3,590	6,007
Hotel	17,926	21,307	15,094	21,669	13,563	16,698	11,630	15,855	4,363	4,609	3,464	5,814
5-Star	4,184	5,037	3,809	6,730	3,432	3,937	3,299	5,206	752	1,100	510	1,524
4-Star	11,427	13,130	9,537	11,471	8,802	10,555	7,318	8,610	2,625	2,575	2,219	2,861
3-Star	2,142	2,948	1,479	3,342	1,156	2,014	744	1,913	986	934	735	1,429
2-Star	173	192	269	126	173	192	269	126				
Other collective accommodation ⁽¹⁾	1,797	2,247	2,459	2,039	1,663	2,116	2,333	1,846	134	131	126	193

Table 6. Non-resident arrivals classified by type of collective accommodation, at regional level*

	MALTA				Malta				Gozo & Comino			
	March		April		March		April		March		April	
	2005	2006	2005	2006	2005	2006	2005	2006	2005	2006	2005	2006
Total	69,877	70,628	81,601	88,906	68,209	69,004	79,738	86,450	1,668	1,624	1,863	2,456
Hotel	63,787	64,799	73,765	80,114	62,296	63,307	72,091	77,827	1,491	1,492	1,674	2,287
5-Star	11,932	13,313	17,469	16,810	11,591	12,853	17,033	16,016	341	460	436	794
4-Star	32,650	35,890	36,163	40,755	31,841	35,174	35,236	39,755	809	716	927	1,000
3-Star	18,134	14,701	18,839	21,230	17,796	14,385	18,528	20,737	341	316	311	493
2-Star	1,071	895	1,294	1,319	1,071	895	1,294	1,319				
Other collective accommodation ⁽¹⁾	6,090	5,829	7,836	8,792	5,913	5,697	7,647	8,623	177	132	189	169

Table 7. Non-resident nights spent classified by type of collective accommodation, at regional level*

	MALTA				Malta				Gozo & Comino			
	March		April		March		April		March		April	
	2005	2006	2005	2006	2005	2006	2005	2006	2005	2006	2005	2006
Total	491,902	447,895	541,308	568,563	485,260	442,009	532,361	557,032	6,642	5,886	8,947	11,531
Hotel	432,774	395,068	474,400	499,587	426,838	389,676	466,275	488,951	5,936	5,392	8,125	10,636
5-Star	54,814	60,824	60,845	82,196	54,149	58,827	58,883	78,741	665	1,997	1,962	3,455
4-Star	241,505	211,465	262,803	268,241	237,464	208,871	258,031	263,122	4,041	2,594	4,772	5,119
3-Star	132,459	118,616	145,801	143,991	131,229	117,815	144,410	141,929	1,230	801	1,391	2,062
2-Star	3,996	4,163	4,951	5,159	3,996	4,163	4,951	5,159				
Other collective accommodation ⁽¹⁾	59,128	52,827	66,908	68,976	58,422	52,333	66,086	68,081	706	494	822	895

*see NUTS classification on page 10

⁽¹⁾ Comprises: guesthouses, holiday complexes and hostels

Table 8. Total arrivals classified by type of collective accommodation, at regional level*

	MALTA				Malta				Gozo & Comino			
	March		April		March		April		March		April	
	2005	2006	2005	2006	2005	2006	2005	2006	2005	2006	2005	2006
Total	79,221	83,406	89,276	99,245	75,329	78,879	85,528	93,725	3,892	4,527	3,748	5,520
Hotel	72,678	76,851	81,115	89,821	69,016	72,496	77,593	84,539	3,662	4,355	3,522	5,282
5-Star	13,951	15,779	19,453	19,553	13,269	14,632	18,717	18,126	682	1,147	736	1,427
4-Star	38,454	43,650	40,762	46,221	36,341	41,398	38,596	43,657	2,113	2,252	2,166	2,564
3-Star	19,059	16,415	19,443	22,671	18,192	15,459	18,823	21,380	867	956	620	1,291
2-Star	1,214	1,007	1,457	1,376	1,214	1,007	1,457	1,376				
Other collective accommodation ⁽¹⁾	6,543	6,555	8,161	9,424	6,313	6,383	7,935	9,186	230	172	226	238

Table 9. Total nights spent classified by type of collective accommodation, at regional level*

	MALTA				Malta				Gozo & Comino			
	March		April		March		April		March		April	
	2005	2006	2005	2006	2005	2006	2005	2006	2005	2006	2005	2006
Total	511,625	471,449	558,861	592,271	500,486	460,823	546,324	574,733	11,139	10,626	12,537	17,538
Hotel	450,700	416,375	489,494	521,256	440,401	406,374	477,905	504,806	10,299	10,001	11,589	16,450
5-Star	58,998	65,861	64,654	88,926	57,581	62,764	62,182	83,947	1,417	3,097	2,472	4,979
4-Star	252,932	224,595	272,340	279,712	246,266	219,426	265,349	271,732	6,666	5,169	6,991	7,980
3-Star	134,601	121,564	147,280	147,333	132,385	119,829	145,154	143,842	2,216	1,735	2,126	3,491
2-Star	4,169	4,355	5,220	5,285	4,169	4,355	5,220	5,285				
Other collective accommodation ⁽¹⁾	60,925	55,074	69,367	71,015	60,085	54,449	68,419	69,927	840	625	948	1,088

*see NUTS classification on page 10

⁽¹⁾ Comprises: guesthouses, holiday complexes and hostels

Table 10. Number of bedrooms and bed-places by hotel category and other type of accommodation for active and dormant accommodation establishments

REGIONAL LEVEL*	COLLECTIVE ACCOMODATION ESTABLISHMENTS	March 2005			March 2006			April 2005			April 2006		
		No. of establishments	No. of bedrooms	No. of bed-places	No. of establishments	No. of bedrooms	No. of bed-places	No. of establishments	No. of bedrooms	No. of bed-places	No. of establishments	No. of bedrooms	No. of bed-places
MALTA	Total	179	18,132	37,748	180	19,103	40,023	177	18,062	37,505	179	18,937	39,827
	Hotel	112	15,158	30,933	116	16,213	33,256	112	15,127	30,806	115	16,055	32,993
	5-Star	12	2,432	4,648	14	2,908	5,658	12	2,354	4,520	13	2,743	5,379
	4-Star	41	7,286	14,907	43	7,660	15,707	41	7,211	14,750	43	7,670	15,751
	3-Star	47	5,062	10,595	48	5,285	11,131	47	5,184	10,753	48	5,283	11,107
	2-Star	12	378	783	11	360	760	12	378	783	11	359	756
	Aparthotel	29	1,966	4,777	29	1,924	4,753	29	1,946	4,715	29	1,910	4,803
	Tourist Village	1	300	600	1	300	600	1	300	600	1	300	600
	Guesthouse	31	363	754	28	320	730	29	344	700	28	327	747
Hostel	6	345	684	6	345	684	6	345	684	6	345	684	
Malta	Total	161	17,313	36,063	162	18,271	38,321	159	17,234	35,803	161	18,083	38,096
	Hotel	102	14,441	29,448	105	15,476	31,731	102	14,410	29,321	104	15,303	31,454
	5-Star	10	2,253	4,273	12	2,749	5,323	10	2,175	4,145	11	2,564	5,004
	4-Star	36	6,875	14,059	38	7,249	14,859	36	6,800	13,902	38	7,259	14,903
	3-Star	44	4,935	10,333	44	5,118	10,789	44	5,057	10,491	44	5,121	10,791
	2-Star	12	378	783	11	360	760	12	378	783	11	359	756
	Aparthotel	28	1,936	4,721	28	1,887	4,693	28	1,916	4,659	28	1,872	4,743
	Tourist Village	1	300	600	1	300	600	1	300	600	1	300	600
	Guesthouse	25	295	618	23	267	621	23	267	547	23	267	623
Hostel	5	341	676	5	341	676	5	341	676	5	341	676	
Gozo & Comino	Total	18	819	1,685	18	832	1,702	18	828	1,702	18	854	1,731
	Hotel	10	717	1,485	11	737	1,525	10	717	1,485	11	752	1,539
	5-Star	2	179	375	2	159	335	2	179	375	2	179	375
	4-Star	5	411	848	5	411	848	5	411	848	5	411	848
	3-Star	3	127	262	4	167	342	3	127	262	4	162	316
	2-Star	-	-	-	-	-	-	-	-	-	-	-	-
	Aparthotel	1	30	56	1	37	60	1	30	56	1	38	60
	Tourist Village	-	-	-	-	-	-	-	-	-	-	-	-
	Guesthouse	6	68	136	5	53	109	6	77	153	5	60	124
Hostel	1	4	8	1	4	8	1	4	8	1	4	8	

*see NUTS classification on page 10

Methodological notes

Survey on collective accommodation establishments

1. In this release the figures for February 2006 should be considered as second estimate while those relating to March 2006 are a first estimate - thus subject to minor revisions in the following release.
2. The survey is distributed monthly to all collective accommodation establishments namely hotels, apart-hotels, guesthouses, tourist villages and hostels.
3. The objective of the survey is to estimate the utilization rate of bed-places of all collective accommodation establishments in Malta and Gozo as occupied by residents, giving an indication of domestic tourism, and non-residents. The variables collected from the survey are as follows:
 - Number of residents
 - Number of non-residents
 - Nights spent by residents
 - Nights spent by non-residents
 - Number of bedrooms
 - Number of bed-places
 - Number of days the establishment was closed during the month

The collection of the above variables and the calculation of occupancy levels satisfy sections A and B of EU directive 95/57/EC.

4. These statistics should be considered as current and subject to revision. A last and final revision is normally carried out after the lapse of one year from the reference month.
5. Definitions
 - *Residents* are Maltese/Gozitan residents who check in (out) of a collective accommodation establishment. A person is considered to be resident in a country if the person:
 - (a) has lived for most of the past year or 12 months in that country;
 - (b) has lived in that country for a shorter period and intends to return within 12 months to live in that country.
 - *Non-residents* are foreigners who do not necessarily follow the definition of a tourist and check in (out) of a collective accommodation establishment.
 - *Domestic tourism* is the tourism of resident visitors within the economic territory of the country of residence.
 - *Total arrivals* are the number of residents and non-residents altogether.
 - *A night spent by residents / non-residents* is each night a guest actually spends (sleeps or stays) or is registered (his/her physical presence there being unnecessary) in a collective accommodation establishment.
 - *A bedroom* is the unit formed by one room or groups of rooms constituting an indivisible rental whole in an accommodation establishment or dwelling.
 - *A bed-place* in an establishment is determined by the number of persons who can stay overnight in the bed set up in the establishment, ignoring any extra beds that may be set up by customer request.
 - *Net use of bed-places* is the net occupancy rate calculated for all active accommodation establishments net of seasonal closures and other temporary closures for decoration, police order, etc.
 - *Gross use of bed-places* is the gross occupancy rate calculated for all active and dormant collective accommodation establishments.

Response Rate

March	95.0%
April	92.4%

NUTS classification

The Nomenclature of Territorial Units for Statistics (NUTS) is a common classification that is used to provide a single uniform breakdown of territorial units for the production of regional statistics with regard to the European Union. It was adopted on 26 May 2003 by means of a Regulation¹ of the European Parliament and of the Council.

¹ (EC) No. 1059/2003

NUTS levels					
Administrative area	I (National)	II (National)	III (Regional)	IV (District)	V (Locality)
MALTA	x	x	x	x	x
Malta			x		
Gozo & Comino			x		
Southern Harbour				x	
Northern Harbour				x	
South Eastern				x	
Western				x	
Northern				x	
Gozo & Comino				x	

COMPOSITION OF DISTRICTS - NUTS level V

Southern Harbour: Valletta, Birgu, Isla, Bormla, Żabbar, Fgura, Floriana, Kalkara, Luqa, Marsa Paola, Santa Luċija, Tarxien, Xgħajra.

Northern Harbour: Qormi, B'Kara, Gżira, Ħamrun, Msida, Pembroke, Pietà, San Ġiljan, San Ġwann, Santa Venera, Sliema, Swieqi, Ta' Xbiex.

South Eastern: Żejtun, B'Bugia, Gudja, Għaxaq, Kirkop, M'Scala, M'Xlokk, Mqabba, Qrendi, Safi, Żurrieq.

Western: Mdina, Żebbuġ, Siġġiewi, Attard, Balzan, Dingli, Iklin, Lija, Rabat, Mtarfa.

Northern: Għargħur, Mellieħa, Mġarr, Mosta, Naxxar, San Pawl il-Baħar.

Gozo and Comino: Rabat, Fontana, G'Sielem & Comino, Għarb, Għasri, Kerċem, Munxar, Nadur, Qala, San Lawrenz, Sannat, Xagħra, Xewkija, Żebbuġ.