

News Release



Date: 29 March 2006
No. : 64/2006
Time of release: 11.00 hrs

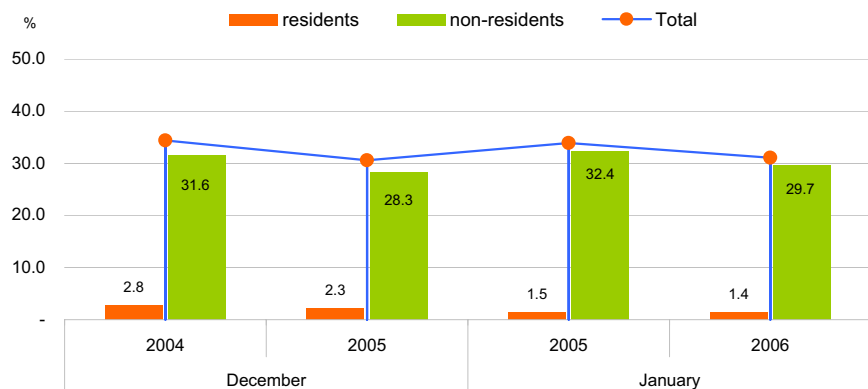
Tourism

Collective accommodation establishments: January 2006

Occupancy Trends

Occupancy trends during January 2006 reveal a drop in the overall demand for bed-places when compared to the corresponding month in 2005. Compared to January 2005 an increase of 5.4 per cent in the overall supply of bed-places was registered. Year-on-year, the overall occupancy rate (net use) went down by 2.8 percentage points to 31.1 per cent.

Chart 1. Net occupancy rates in collective accommodation establishments, December-January



Theme:
Industry and Services

Compiled by:

Tourism Statistics Unit
e-mail: tourism.nso@gov.mt
Tel: 25997329

Length of stay and nights spent

Total nights spent in collective accommodation establishments declined by 7.4 per cent to 343,921 in January 2006 when compared to the corresponding month in 2005. Year-on-year, the average length of stay in collective accommodation establishments was recorded at 7.8 nights.

Regional overview

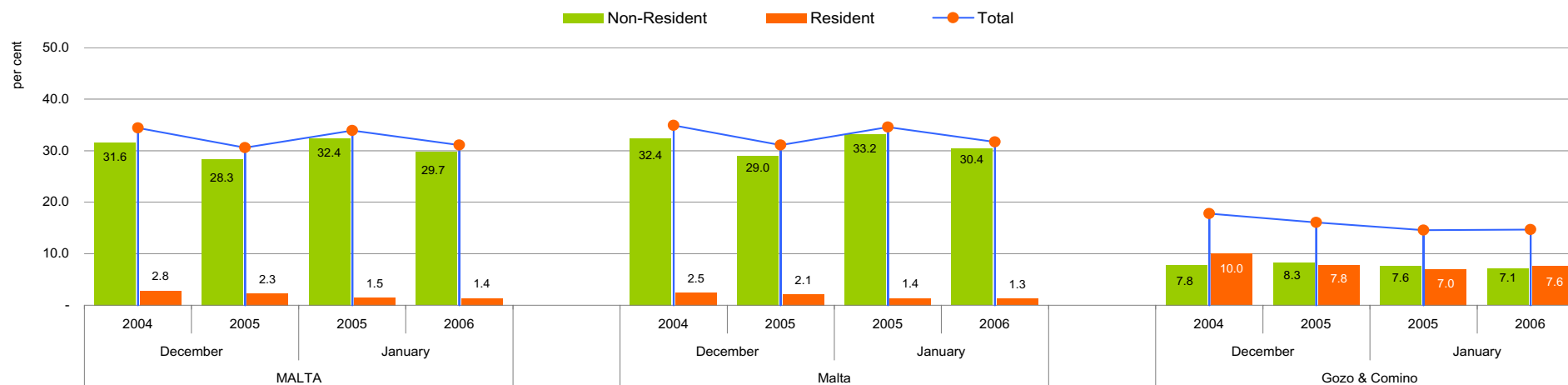
Accounting for 95.8 per cent of the national bed-stock, the overall supply of bed-places in the Malta region stood at 37,811 beds, an increase of 5.6 per cent when compared to a year earlier. Year-on-year, the net use of bed-places in the Malta region went down by 2.9 percentage points to 31.7 per cent in January 2006. Meanwhile, the average length of stay stood at 8.0 nights.

In the Gozo and Comino region, the overall net use of bed-places in January was at 14.7 per cent, almost unchanged when compared to the same month a year ago. The average length of stay stood at 2.8 nights ■

The monthly calendar of NSO News Releases may be consulted on the Office's website at www.nso.gov.mt

National Statistics Office
Library & Information Unit
Lascaris, Valletta CMR 02, Malta
Tel: (+356) 25997219
Fax: (+356) 25997205
e-mail: nso@gov.mt
<http://www.nso.gov.mt>

Chart 2. Net use of bed-places in collective accommodation establishments by residents and non-residents, at regional level*



*see NUTS classification on page 10

Table 1. Net use of bed-places by residents and non-residents classified by type of accommodation category - MALTA

	Non-residents				Residents				Total			
	December		January		December		January		December		January	
	2004	2005	2005	2006	2004	2005	2005	2006	2004	2005	2005	2006
Total	31.6	28.3	32.4	29.7	2.8	2.3	1.5	1.4	34.4	30.6	33.9	31.1
Hotel	33.6	29.3	35.0	31.2	3.0	2.4	1.7	1.6	36.6	31.7	36.7	32.8
5-Star	24.2	24.4	23.6	22.0	5.7	4.8	4.3	2.6	29.9	29.2	27.9	24.6
4-Star	37.7	32.3	40.3	34.4	3.9	2.8	2.0	2.1	41.6	35.1	42.3	36.5
3-Star	34.2	29.0	35.5	32.9	0.5	0.9	0.3	0.4	34.7	29.9	35.8	33.4
2-Star	10.8	11.3	8.4	8.5	2.3	1.3	0.8	0.4	13.1	12.6	9.2	8.9
Other collective accommodation ⁽¹⁾	21.6	22.8	20.2	21.8	1.6	1.5	0.8	0.9	23.2	24.3	21.0	22.7
Guesthouse	10.8	28.5	12.9	29.5	0.3	0.8	0.4	0.6	11.1	29.3	13.3	30.1
Holiday Complex ⁽²⁾	22.9	20.7	22.3	18.9	1.8	1.7	0.9	0.9	24.7	22.4	23.2	19.8
Hostel	15.9	32.0	8.9	36.1	0.5	0.7	-	1.0	16.4	32.7	8.9	37.1

⁽¹⁾ Comprises: guesthouses, holiday complexes and hostels

⁽²⁾ Aparthotels and Tourist Villages

Table 2. Net use of bed-places by residents and non-residents classified by type of accommodation category - Malta

	Non-residents				Residents				Total			
	December		January		December		January		December		January	
	2004	2005	2005	2006	2004	2005	2005	2006	2004	2005	2005	2006
Total	32.4	29.0	33.2	30.4	2.5	2.1	1.4	1.3	34.9	31.1	34.6	31.7
Hotel	34.6	30.1	35.9	32.0	2.7	2.2	1.5	1.3	37.3	32.3	37.4	33.3
5-Star	25.5	25.1	24.1	22.9	5.5	4.5	4.2	2.5	31.0	29.6	28.3	25.4
4-Star	39.0	33.3	41.8	35.3	3.6	2.6	1.7	1.9	42.6	35.9	43.5	37.2
3-Star	34.9	29.7	36.1	33.4	0.3	0.8	0.2	0.3	35.2	30.5	36.3	33.7
2-Star	10.8	11.3	8.4	8.5	2.3	1.3	0.8	0.4	13.1	12.6	9.2	8.9
Other collective accommodation ⁽¹⁾	21.6	22.9	20.3	22.0	1.5	1.5	0.7	0.9	23.1	24.4	21.0	22.9

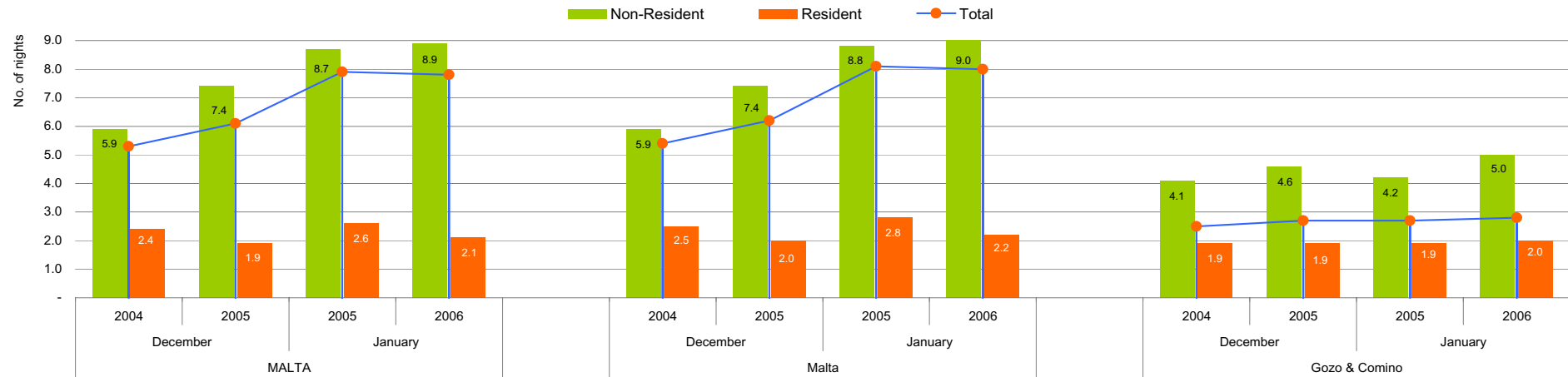
3

Table 3. Net use of bed-places by residents and non-residents classified by type of accommodation category - Gozo & Comino

	Non-residents				Residents				Total			
	December		January		December		January		December		January	
	2004	2005	2005	2006	2004	2005	2005	2006	2004	2005	2005	2006
Total	7.8	8.3	7.6	7.1	10.0	7.8	7.0	7.6	17.8	16.1	14.6	14.7
Hotel	6.9	8.5	6.9	7.4	9.9	8.1	7.5	8.0	16.8	16.6	14.4	15.4
5-Star	7.4	12.2	10.6	8.0	8.6	9.6	6.0	5.1	16.0	21.8	16.6	13.1
4-Star	6.7	8.3	5.8	7.4	10.9	8.2	9.0	9.0	17.6	16.5	14.8	16.4
3-Star	6.6	5.3	6.8	6.5	9.4	6.6	5.0	10.1	16.0	11.9	11.8	16.6
2-Star	-	-	-	-	-	-	-	-	-	-	-	-
Other collective accommodation ⁽¹⁾	24.0	1.2	13.2	0.9	11.5	0.1	3.1	0.4	35.5	1.3	16.3	1.3

⁽¹⁾ Comprises: guesthouses, holiday complexes and hostels

Chart 3. Average length of stay in collective accommodation establishments by resident and non-resident arrivals, at regional level*



*see NUTS classification on page 10

Table 4. Resident arrivals classified by type of accommodation category, at regional level*

	MALTA				Malta				Gozo & Comino			
	December		January		December		January		December		January	
	2004	2005	2005	2006	2004	2005	2005	2006	2004	2005	2005	2006
Total	12,600	13,520	6,449	7,450	10,692	11,900	5,235	6,235	1,908	1,620	1,214	1,215
Hotel	11,503	12,338	6,236	7,197	9,663	10,720	5,065	5,985	1,840	1,618	1,171	1,212
5-Star	2,835	3,736	1,726	1,717	2,357	3,329	1,547	1,435	478	407	179	282
4-Star	7,457	6,591	4,018	4,860	6,430	5,771	3,194	4,130	1,027	820	824	730
3-Star	880	1,844	362	562	545	1,453	194	362	335	391	168	200
2-Star	331	167	130	58	331	167	130	58	-	-	-	-
Other collective accommodation ⁽¹⁾	1,097	1,182	213	253	1,029	1,180	170	250	68	2	43	3

⁽¹⁾ Comprises: guesthouses, holiday complexes and hostels

Table 5. Resident nights spent classified by type of accommodation category, at regional level*

	MALTA				Malta				Gozo & Comino			
	December		January		December		January		December		January	
	2004	2005	2005	2006	2004	2005	2005	2006	2004	2005	2005	2006
Total	30,260	26,253	16,774	15,964	26,587	23,231	14,420	13,590	3,673	3,022	2,354	2,374
Hotel	27,334	23,571	15,363	14,492	23,890	20,551	13,127	12,124	3,444	3,020	2,236	2,368
5-Star	8,136	7,957	5,914	4,120	7,247	7,020	5,574	3,627	889	937	340	493
4-Star	16,927	12,140	8,354	8,911	15,003	10,703	6,776	7,604	1,924	1,437	1,578	1,307
3-Star	1,613	3,205	840	1,385	982	2,559	522	817	631	646	318	568
2-Star	658	269	255	76	658	269	255	76	-	-	-	-
Other collective accommodation ⁽¹⁾	2,926	2,682	1,411	1,472	2,697	2,680	1,293	1,466	229	2	118	6

Table 6. Non-resident arrivals classified by type of collective accommodation, at regional level*

	MALTA				Malta				Gozo & Comino			
	December		January		December		January		December		January	
	2004	2005	2005	2006	2004	2005	2005	2006	2004	2005	2005	2006
Total	58,613	44,149	40,797	36,668	57,912	43,452	40,190	36,229	701	697	607	439
Hotel	54,557	39,125	37,328	33,873	54,015	38,435	36,881	33,439	542	690	447	434
5-Star	8,801	8,270	7,787	7,369	8,621	7,985	7,648	7,253	180	285	139	116
4-Star	30,280	18,030	17,388	15,330	30,056	17,768	17,157	15,143	224	262	231	187
3-Star	14,547	12,133	11,370	10,568	14,409	11,990	11,293	10,437	138	143	77	131
2-Star	929	692	783	606	929	692	783	606	-	-	-	-
Other collective accommodation ⁽¹⁾	4,056	5,024	3,469	2,795	3,897	5,017	3,309	2,790	159	7	160	5

Table 7. Non-resident nights spent classified by type of collective accommodation, at regional level*

	MALTA				Malta				Gozo & Comino			
	December		January		December		January		December		January	
	2004	2005	2005	2006	2004	2005	2005	2006	2004	2005	2005	2006
Total	347,264	325,778	354,445	327,957	344,404	322,586	351,882	325,741	2,860	3,192	2,563	2,216
Hotel	307,565	285,025	316,591	290,725	305,181	281,850	314,536	288,521	2,384	3,175	2,055	2,204
5-Star	34,593	40,607	32,560	34,633	33,830	39,413	31,957	33,861	763	1,194	603	772
4-Star	165,340	140,965	170,867	145,516	164,162	139,500	169,849	144,452	1,178	1,465	1,018	1,064
3-Star	104,542	101,079	110,524	108,788	104,099	100,563	110,090	108,420	443	516	434	368
2-Star	3,090	2,374	2,640	1,788	3,090	2,374	2,640	1,788	-	-	-	-
Other collective accommodation ⁽¹⁾	39,699	40,753	37,854	37,232	39,223	40,736	37,346	37,220	476	17	508	12

*see NUTS classification on page 10

⁽¹⁾ Comprises: guesthouses, holiday complexes and hostels

Table 8. Total arrivals classified by type of collective accommodation, at regional level*

	MALTA				Malta				Gozo & Comino			
	December		January		December		January		December		January	
	2004	2005	2005	2006	2004	2005	2005	2006	2004	2005	2005	2006
Total	71,213	57,669	47,246	44,118	68,604	55,352	45,425	42,464	2,609	2,317	1,821	1,654
Hotel	66,060	51,463	43,564	41,070	63,678	49,155	41,946	39,424	2,382	2,308	1,618	1,646
5-Star	11,636	12,006	9,513	9,086	10,978	11,314	9,195	8,688	658	692	318	398
4-Star	37,737	24,621	21,406	20,190	36,486	23,539	20,351	19,273	1,251	1,082	1,055	917
3-Star	15,427	13,977	11,732	11,130	14,954	13,443	11,487	10,799	473	534	245	331
2-Star	1,260	859	913	664	1,260	859	913	664	-	-	-	-
Other collective accommodation ⁽¹⁾	5,153	6,206	3,682	3,048	4,926	6,197	3,479	3,040	227	9	203	8

Table 9. Total nights spent classified by type of collective accommodation, at regional level*

	MALTA				Malta				Gozo & Comino			
	December		January		December		January		December		January	
	2004	2005	2005	2006	2004	2005	2005	2006	2004	2005	2005	2006
Total	377,524	352,031	371,219	343,921	370,991	345,817	366,302	339,331	6,533	6,214	4,917	4,590
Hotel	334,899	308,596	331,954	305,217	329,071	302,401	327,663	300,645	5,828	6,195	4,291	4,572
5-Star	42,729	48,564	38,474	38,753	41,077	46,433	37,531	37,488	1,652	2,131	943	1,265
4-Star	182,267	153,105	179,221	154,427	179,165	150,203	176,625	152,056	3,102	2,902	2,596	2,371
3-Star	106,155	104,284	111,364	110,173	105,081	103,122	110,612	109,237	1,074	1,162	752	936
2-Star	3,748	2,643	2,895	1,864	3,748	2,643	2,895	1,864	-	-	-	-
Other collective accommodation ⁽¹⁾	42,625	43,435	39,265	38,704	41,920	43,416	38,639	38,686	705	19	626	18

*see NUTS classification on page 10

⁽¹⁾ Comprises: guesthouses, holiday complexes and hostels

Table 10. Number of bedrooms and bed-places by hotel category and other type of accommodation for active and dormant accommodation establishments

REGIONAL LEVEL*	COLLECTIVE ACCOMODATION ESTABLISHMENTS	December 2004			December 2005			January 2005			January 2006		
		No. of establishments	No. of bedrooms	No. of bed-places	No. of establishments	No. of bedrooms	No. of bed-places	No. of establishments	No. of bedrooms	No. of bed-places	No. of establishments	No. of bedrooms	No. of bed-places
MALTA	Total	184	18,501	38,984	181	19,149	40,143	178	18,005	37,461	180	18,810	39,478
	Hotel												
	5-Star	13	2,508	4,798	13	2,767	5,376	12	2,434	4,648	13	2,620	5,082
	4-Star	43	7,464	15,270	42	7,588	15,580	41	7,063	14,412	42	7,613	15,614
	3-Star	45	4,949	10,359	49	5,515	11,552	46	5,012	10,529	48	5,301	11,138
	2-Star	14	551	1,119	12	373	792	13	534	1,109	12	382	789
	Aparthotel	29	1,743	4,797	29	1,916	4,768	29	1,969	4,737	29	1,904	4,778
	Tourist Village	3	716	1,442	1	300	600	1	300	600	1	300	600
	Guesthouse	32	359	757	29	345	791	30	345	733	29	345	793
	Hostel	5	211	442	6	345	684	6	348	693	6	345	684
Malta	Total	165	17,618	37,171	163	18,340	38,491	161	17,197	35,804	162	18,001	37,811
	Hotel												
	5-Star	10	2,255	4,273	11	2,618	5,061	10	2,255	4,273	11	2,473	4,771
	4-Star	38	7,053	14,422	37	7,177	14,732	36	6,652	13,564	37	7,204	14,774
	3-Star	42	4,827	10,115	45	5,353	11,236	43	4,890	10,285	44	5,134	10,796
	2-Star	14	551	1,119	12	373	792	13	534	1,109	12	382	789
	Aparthotel	28	1,713	4,741	28	1,886	4,712	28	1,939	4,681	28	1,874	4,722
	Tourist Village	3	716	1,442	1	300	600	1	300	600	1	300	600
	Guesthouse	26	296	625	24	292	682	25	283	607	24	293	683
	Hostel	4	207	434	5	341	676	5	344	685	5	341	676
Gozo & Comino	Total	19	883	1,813	18	809	1,652	17	808	1,657	18	809	1,667
	Hotel												
	5-Star	3	253	525	2	149	315	2	179	375	2	147	311
	4-Star	5	411	848	5	411	848	5	411	848	5	409	840
	3-Star	3	122	244	4	162	316	3	122	244	4	167	342
	2-Star	-	-	-	-	-	-	-	-	-	-	-	-
	Aparthotel	1	30	56	1	30	56	1	30	56	1	30	56
	Tourist Village	-	-	-	-	-	-	-	-	-	-	-	-
	Guesthouse	6	63	132	5	53	109	5	62	126	5	52	110
	Hostel	1	4	8	1	4	8	1	4	8	1	4	8

*see NUTS classification on page 10

Methodological Notes

Survey on collective accommodation establishments

1. In this release the figures for December 2005 should be considered as second estimate while those relating to January 2006 are a first estimate - thus subject to minor revisions in the following release.
2. The survey is distributed monthly to all collective accommodation establishments namely hotels, apart-hotels, guesthouses, tourist villages and hostels.
3. The objective of the survey is to estimate the utilization rate of bed-places of all collective accommodation establishments in Malta and Gozo as occupied by residents, giving an indication of domestic tourism, and non-residents. The variables collected from the survey are as follows:
 - Number of residents
 - Number of non-residents
 - Nights spent by residents
 - Nights spent by non-residents
 - Number of bedrooms
 - Number of bed-places
 - Number of days the establishment was closed during the month

The collection of the above variables and the calculation of occupancy levels satisfy sections A and B of EU directive 95/57/EC.

4. These statistics should be considered as current and subject to revision. A last and final revision is normally carried out after the lapse of one year from the reference month.
5. Definitions
 - *Residents* are Maltese/Goitan residents who check in (out) of a collective accommodation establishment. A person is considered to be resident in a country if the person:
 - (a) has lived for most of the past year or 12 months in that country;
 - (b) has lived in that country for a shorter period and intends to return within 12 months to live in that country.
 - *Non-residents* are foreigners who do not necessarily follow the definition of a tourist and check in (out) of a collective accommodation establishment.
 - *Domestic tourism* is the tourism of resident visitors within the economic territory of the country of residence.
 - *Total arrivals* are the number of residents and non-residents altogether.
 - *A night spent by residents / non-residents* is each night a guest actually spends (sleeps or stays) or is registered (his/her physical presence there being unnecessary) in a collective accommodation establishment.
 - *A bedroom* is the unit formed by one room or groups of rooms constituting an indivisible rental whole in an accommodation establishment or dwelling.
 - *A bed-place* in an establishment is determined by the number of persons who can stay overnight in the bed set up in the establishment, ignoring any extra beds that may be set up by customer request.
 - *Net use of bed-places* is the net occupancy rate calculated for all active accommodation establishments net of seasonal closures and other temporary closures for decoration, police order, etc.
 - *Gross use of bed-places* is the gross occupancy rate calculated for all active and dormant collective accommodation establishments.

Response Rate

December	94.2%
January	94.6%

NUTS classification

The Nomenclature of Territorial Units for Statistics (NUTS) is a common classification that is used to provide a single uniform breakdown of territorial units for the production of regional statistics with regard to the European Union. It was adopted on 26 May 2003 by means of a Regulation¹ of the European Parliament and of the Council.

¹ (EC) No. 1059/2003

NUTS levels					
Administrative area	I (National)	II (National)	III (Regional)	IV (District)	V (Locality)
MALTA	x	x	x	x	x
Malta			x		
Gozo & Comino			x		
Southern Harbour				x	
Northern Harbour				x	
South Eastern				x	
Western				x	
Northern				x	
Gozo & Comino				x	

COMPOSITION OF DISTRICTS - NUTS level V

Southern Harbour: Valletta, Birgu, Isla, Bormla, Żabbar, Fgura, Floriana, Kalkara, Luqa, Marsa Paola, Santa Luċija, Tarxien, Xgħajra.

Northern Harbour: Qormi, B'Kara, Gżira, Ħamrun, Msida, Pembroke, Pieta, San Ġiljan, San Ġwann, Santa Venera, Sliema, Swieqi, Ta' Xbiex.

South Eastern: Żejtun, B'Bugia, Gudja, Għaxaq, Kirkop, M'Scala, M'Xlokk, Mqabba, Qrendi, Safi, Żurrieq.

Western: Mdina, Żebbuġ, Siġġiewi, Attard, Balzan, Dingli, Iklin, Lija, Rabat, Mtarfa.

Northern: Gharghur, Mellieħa, Mġarr, Mosta, Naxxar, San Pawl il-Baħar.

Gozo and Comino: Rabat, Fontana, G'Sielem & Comino, Għarb, Għasri, Kerċem, Munxar, Nadur, Qala, San Lawrenz, Sannat, Xgħira, Xewkija, Żebbuġ.